

State	Akwa Ibom
LGC	503220 - NSIT UBUIUM
Budget being prepared for	2025
Budget Status	Revised Budget
Current Year Performance	Performance January to June
Code for receipt of State IGR	12021304

Column	Time Period	Item	Item to Tag (as appropriate)
Data Column 1	2023	Full Year Actuals	
Data Column 2	2024	Approved Budget	
Data Column 3	2024	Performance January to June	
Data Column 4			
Data Column 5			
Data Column 6	2025	Approved Budget	
Data Column 7	2025	Adjustments	
Data Column 8	2025	Revised Budget	

Note this should be the budget for 2024. If not, the columns for Current Year Performance in worksheets 1-5 will need adjusting.
Note this should be the current year performance. If not, the columns for Current Year Performance in worksheets 1-5 will need adjusting.

Note this should be the budget for the 2025 Budget
If the LG is preparing a Revised Budget, put adjustments in this column
If the LG is preparing a Revised Budget, this column will automatically calculate the revised budget using the Original Budget and Adjustments

Instructions (see Instructions Manual for more detailed guidance)

Populate Chart of Accounts segments in **Purple worksheets (ADMIN.C, EXP.C, FUNC.C, FUND.C, LOC.C, REV.C)**, taking the codes from the NCOA Error Checker. Note this must be the same codes as populated in the Consolidation and Publication Templates. **Ensure there are no gaps (blank rows) between codes.** Fill in cells B1-B6 above.

Assign Data Items in cells B9:D16 above. Not all Data Columns need to be used.

Hide redundant columns (based on the previous step) in all **Green worksheets (sheets starting A-C)**. Ensure the columns that are hidden in worksheets 1-5 (blue tabs) do not contain any data. NOTE - HIDE, DO NOT DELETE.

Hide redundant **Green worksheets (titled A-C)** based on any Chart of Accounts segments not being used. NOTE - HIDE, DO NOT DELETE.

Ensure all worksheets are protected with password (make note of password). Also protect the workbook with password (make note of password).

Fill in budget submissions in **Blue worksheets 1-5** (in blue cells):

- Recurrent Revenues (Revenue Sub-Account Codes 11 and 12) in 1. Rec Revenue
- Personnel Expenditure (Expenditure Sub-Account Code 21) in 2. Personnel
- Overhead Expenditure (Expenditure Sub-Account Code 22) in 3. Overhead
- Capital Expenditure (Expenditure Sub-Account Code 23) in 4. Capital
- Capital Receipts (Grants, Loans and Other Capital Receipts - Sub-Account Codes 13 and 14) in 5. Capital

Opening Balance in A.1 Budget Overview

Check all coding in all five worksheets. Review Budget Submission in worksheet A.1 MDA Summary, and adherence to ceilings where applicable.

Use X-Checks to check of coding and arithmetic issues

Domestication of this Tool in LGCs should be done by persons familiar with the templates and proficient in MS Excel. Any tampering with the coding, or non-compliance with the instructions above, could render the outputs incorrect.

Akwa Ibom State - NSIT UBIUM Local Government: 2025 Budget Overview (Revised Budget)

Revenue by Economic	2025 Budget
Opening Balance	1,000,000.00
Statutory Allocation	4,702,000,000.00
VAT	1,665,000,000.00
Other FAAC	81,000,000.00
LG IGR	40,000,000.00
Share of State IGR	210,000,000.00
Other (Capital Receipts)	100,000,000.00
Total Revenue	6,799,000,000.00

Expenditure by Economic	2025 Budget
Personnel	2,071,500,000.00
Grants / Contributions to State	-
Other Recurrent	1,324,300,000.00
Capital	3,403,200,000.00
Total Expenditure	6,799,000,000.00

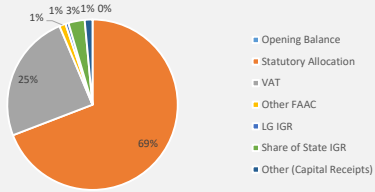
Expenditure by Sector	2025 Budget
Education	956,200,000.00
Health	548,646,200.00
Other Social	312,400,000.00
Agriculture	197,600,000.00
Other Economic	2,614,685,000.00
Administration	2,169,468,800.00
Law and Justice	-
Total Expenditure	6,799,000,000.00

Expenditure by Capital Project (10 Largest Projects)	Capital Expenditure
	-
RENOVATION OF 5 NO. PRIMARY HEALTH CENTRES @ N20M PER HEALTH CENTRE	-
RENOVATION OF COUNCIL SECRETARIAT	-
PURCHASE OF 3 NO SALOON CARS @ N20M EACH	-
REHABILITATION AND MAINTENANCE OF RURAL ROADS	-
PERIMETER FENCING OF SECRETARIAT, IKOT EDIBON	-
MARGIN FOR INCREASED COSTS IN CAPITAL PROJECTS	-
PURCHASE OF 1 NO SUV @ N75M	-
RENOVATION OF 38 NO PRIMARY SCHOOLS	-
<i>Other Capital Projects</i>	3,403,200,000.00
Total	3,403,200,000.00

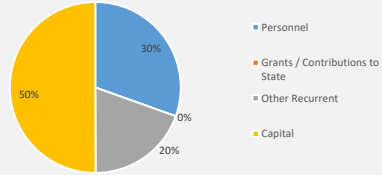
Expenditure by Ward	2025 Budget - Total Expenditure	
	Total Expenditure	Capital Expenditure
IBIAKPAN/OBOTIM I	44,000,000.00	44,000,000.00
IBIAKPAN/OBOTIM II	60,000,000.00	60,000,000.00
ITRETO	112,000,000.00	112,000,000.00
NDIYA I	1,699,850,000.00	1,106,200,000.00
NDIYA II	94,000,000.00	94,000,000.00
UBIUM NORTH I	209,000,000.00	209,000,000.00
UBIUM NORTH II	146,000,000.00	146,000,000.00
UBIUM NORTH III	50,000,000.00	50,000,000.00
UBIUM SOUTH I	400,000,000.00	400,000,000.00
UBIUM SOUTH II	112,000,000.00	112,000,000.00
UBIUM SOUTH III	143,000,000.00	143,000,000.00
LG Wide	3,729,150,000.00	927,000,000.00
Outside LG	-	-
Outside State	-	-
Total	6,799,000,000.00	6,799,000,000.00

NSIT UBIUM Local Government, Akwa Ibom State: 2025 Budget Overview (Revised Budget)

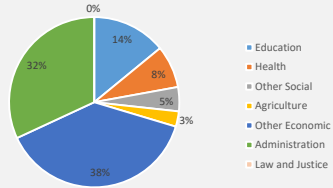
Where is the Money coming from?



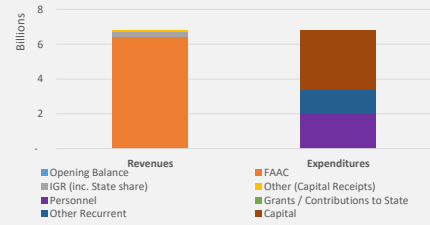
What is the Money being spent On?



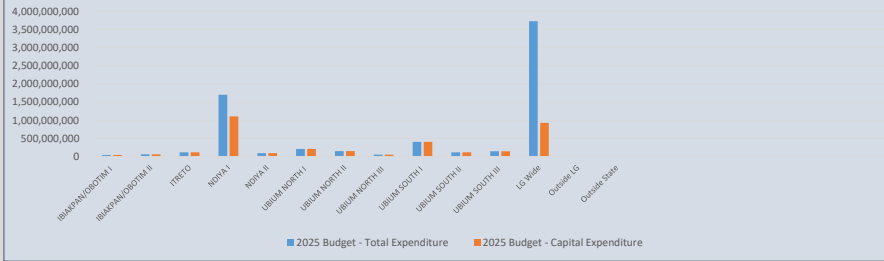
Who is Spending the Money?



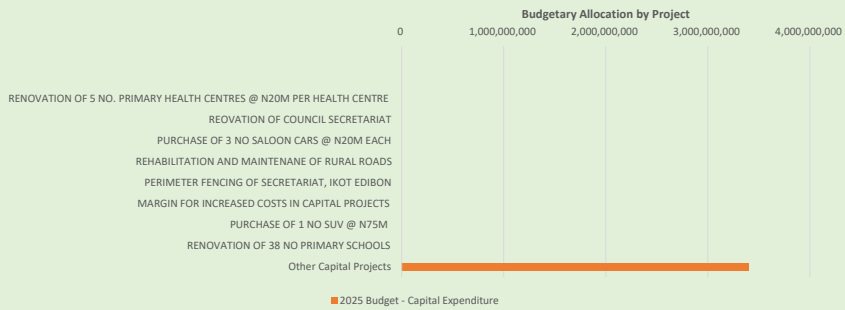
Inflows and Outflows



Where is the Money being Spent?



What Capital Projects are being Implemented (ten largest projects)?



503220 - NSIT UBIUM Local Government, Akwa Ibom State - 2025 Budget: Summary

Item	2023 Full Year Actuals	2024 Approved Budget	2024 Performance January to June	2025 Approved Budget	2025 Adjustments	2025 Revised Budget
Opening Balance		1,000,000.00		1,000,000.00		1,000,000.00
Recurrent Revenue	662,329,080.00	5,624,000,000.00	519,415,789.00	6,698,000,000.00	-	6,698,000,000.00
11 - GOVERNMENT SHARE OF FAAC	660,649,080.00	5,449,000,000.00	502,743,789.00	6,448,000,000.00	-	6,448,000,000.00
12 - INDEPENDENT REVENUE	1,680,000.00	175,000,000.00	16,672,000.00	250,000,000.00	-	250,000,000.00
Recurrent Expenditure	611,815,469.02	2,790,000,000.00	345,165,789.00	3,397,800,000.00	- 2,000,000.00	3,395,800,000.00
21 - PERSONNEL COST	437,147,218.59	2,160,000,000.00	186,642,813.73	2,071,500,000.00	-	2,071,500,000.00
22 - OTHER RECURRENT COSTS	174,668,250.43	630,000,000.00	158,522,975.27	1,326,300,000.00	- 2,000,000.00	1,324,300,000.00
Transfer to Capital Account	50,513,610.98	2,835,000,000.00	174,250,000.00	3,301,200,000.00	2,000,000.00	3,303,200,000.00
Capital Receipts	-	60,000,000.00	-	100,000,000.00	-	100,000,000.00
13 - AID AND GRANTS	-	50,000,000.00	-	100,000,000.00	-	100,000,000.00
14 - CAPITAL DEVELOPMENT FUND (CDF) RECEIPTS	-	10,000,000.00	-	-	-	-
23 - CAPITAL EXPENDITURE	45,731,500.00	2,895,000,000.00	170,600,000.00	2,994,200,000.00	409,000,000.00	3,403,200,000.00
Total Revenue (including OB)	662,329,080.00	5,685,000,000.00	519,415,789.00	6,799,000,000.00	-	6,799,000,000.00
Total Expenditure	657,546,969.02	5,685,000,000.00	515,765,789.00	6,392,000,000.00	407,000,000.00	6,799,000,000.00
Closing Balance	4,782,110.98	-	3,650,000.00	407,000,000.00	- 407,000,000.00	-

503220 - NSIT UBIUM Local Government, Akwa Ibom State - 2025 Revised Budget : Expenditure by MDA

Code	Administrative Unit	Personnel Expenditure	Overhead Expenditure	Total Recurrent Expenditure	Capital Expenditure	Total Expenditure
	Total Expenditure	2,071,500,000.00	1,324,300,000.00	3,395,800,000.00	3,403,200,000.00	6,799,000,000.00
010000000000	ADMINISTRATION SECTOR	337,468,800.00	877,000,000.00	1,214,468,800.00	955,000,000.00	2,169,468,800.00
011100000000	OFFICE OF THE LG CHAIRMAN	28,564,800.00	368,850,000.00	397,414,800.00	945,000,000.00	1,342,414,800.00
011100100100	Chairman	11,250,000.00	284,200,000.00	295,450,000.00	945,000,000.00	1,240,450,000.00
011100100200	Vice-Chairman	8,880,000.00	53,100,000.00	61,980,000.00	-	61,980,000.00
011118300100	INTERNAL AUDIT	8,434,800.00	23,550,000.00	31,984,800.00	-	31,984,800.00
011100500100	ADVISER/ ASSISTANT TO THE CHAIRMAN/ VICE CHAIRMAN	-	8,000,000.00	8,000,000.00	-	8,000,000.00
011200000000	LOCAL GOVT COUNCIL	150,060,000.00	400,350,000.00	550,410,000.00	-	550,410,000.00
011200100100	THE COUNCIL	29,500,000.00	58,000,000.00	87,500,000.00	-	87,500,000.00
011200500100	ASSISTANTS/AIDES/ADVISERS	75,950,000.00	50,000,000.00	125,950,000.00	-	125,950,000.00
011200700100	COUNCIL COMMITTEES	-	123,000,000.00	123,000,000.00	-	123,000,000.00
011202100100	OFFICE OF THE LEADER	5,930,000.00	30,100,000.00	36,030,000.00	-	36,030,000.00
011202100200	OFFICE OF THE DEPUTY LEADER	5,900,000.00	27,000,000.00	32,900,000.00	-	32,900,000.00
011202100300	OFFICE OF THE MAJORITY LEADER	5,900,000.00	24,300,000.00	30,200,000.00	-	30,200,000.00
011202100400	OFFICE OF THE DEPUTY MAJORITY LEADER	5,900,000.00	23,300,000.00	29,200,000.00	-	29,200,000.00
011202100700	OFFICE OF THE CHIEF WHIP	5,900,000.00	23,300,000.00	29,200,000.00	-	29,200,000.00
011202100800	OFFICE OF THE DEPUTY CHIEF WHIP	5,900,000.00	22,300,000.00	28,200,000.00	-	28,200,000.00
011202200100	CLERK TO THE HOUSE	9,180,000.00	19,050,000.00	28,230,000.00	-	28,230,000.00
012500000000	OFFICE OF THE HEAD OF LOCAL GOVERNMENT SERVICE	12,400,000.00	37,100,000.00	49,500,000.00	-	49,500,000.00
012500100100	OFFICE OF THE HEAD OF LOCAL GOVERNMENT SERVICE	12,400,000.00	37,100,000.00	49,500,000.00	-	49,500,000.00
016200000000	ADMINISTRATION & GENERAL SERVICES	139,400,000.00	42,600,000.00	182,000,000.00	10,000,000.00	192,000,000.00
016200100100	ADMINISTRATION & GENERAL SERVICES	139,400,000.00	42,600,000.00	182,000,000.00	10,000,000.00	192,000,000.00
016100000000	SECRETARY TO THE LOCAL GOVERNMENT	7,044,000.00	28,100,000.00	35,144,000.00	-	35,144,000.00
016100100100	SECRETARY TO THE LOCAL GOVERNMENT	7,044,000.00	28,100,000.00	35,144,000.00	-	35,144,000.00
020000000000	ECONOMIC SECTOR	633,535,000.00	276,550,000.00	910,085,000.00	1,902,200,000.00	2,812,285,000.00
021500000000	DEPARTMENT OF AGRICULTURE & NATURAL RESOURCES	20,500,000.00	20,100,000.00	40,600,000.00	157,000,000.00	197,600,000.00
021500100100	DEPARTMENT OF AGRICULTURE & NATURAL RESOURCES	20,500,000.00	20,100,000.00	40,600,000.00	157,000,000.00	197,600,000.00
022000000000	DEPARTMENT FINANCE AND SUPPLIES	551,800,000.00	118,600,000.00	670,400,000.00	72,000,000.00	742,400,000.00
022000100100	DEPARTMENT FINANCE AND SUPPLIES	551,800,000.00	118,600,000.00	670,400,000.00	72,000,000.00	742,400,000.00
023400000000	DEPARTMENT OF WORKS, TRANSPORT, HOUSING, LANDS AND SURVEY	44,250,000.00	55,600,000.00	99,850,000.00	1,466,000,000.00	1,565,850,000.00
023400100100	DEPARTMENT OF WORKS, TRANSPORT, HOUSING, LANDS AND SURVEY	44,250,000.00	55,600,000.00	99,850,000.00	1,466,000,000.00	1,565,850,000.00
023800000000	DEPARTMENT OF BUDGET, PLANNING, RESEARCH & STATISTICS (BPRS)	12,700,000.00	79,050,000.00	91,750,000.00	27,200,000.00	118,950,000.00
023800100100	DEPARTMENT OF BUDGET, PLANNING, RESEARCH & STATISTICS (BPRS)	12,700,000.00	79,050,000.00	91,750,000.00	27,200,000.00	118,950,000.00
025200000000	WATER, SANITATION & HYGIENE (WASH)	4,285,000.00	3,200,000.00	7,485,000.00	180,000,000.00	187,485,000.00
025200100100	WATER, SANITATION & HYGIENE (WASH)	4,285,000.00	3,200,000.00	7,485,000.00	180,000,000.00	187,485,000.00
050000000000	SOCIAL SECTOR	1,100,496,200.00	170,750,000.00	1,271,246,200.00	546,000,000.00	1,817,246,200.00
051400000000	WOMEN DEVELOPMENT OFFICE	2,180,000.00	41,000,000.00	43,180,000.00	33,000,000.00	76,180,000.00
051400100100	WOMEN DEVELOPMENT OFFICE	2,180,000.00	41,000,000.00	43,180,000.00	33,000,000.00	76,180,000.00
051700000000	DEPARTMENT OF SOCIAL DEVELOPMENT, EDUCATION, INFORMATION, SPORTS AN	654,100,000.00	49,100,000.00	703,200,000.00	253,000,000.00	956,200,000.00
051700100100	DEPARTMENT OF SOCIAL DEVELOPMENT, EDUCATION, INFORMATION, SPORTS AN	54,100,000.00	49,100,000.00	103,200,000.00	253,000,000.00	356,200,000.00
051702600100	PRIMARY SCHOOL TEACHERS	600,000,000.00	-	600,000,000.00	-	600,000,000.00
052100000000	DEPARMENT OF PRIMARY HEALTH CARE (PHC)	237,046,200.00	51,600,000.00	288,646,200.00	260,000,000.00	548,646,200.00
052100100100	DEPARMENT OF PRIMARY HEALTH CARE (PHC)	220,716,200.00	47,100,000.00	267,816,200.00	225,000,000.00	492,816,200.00
052100100200	ENVIRONMENTAL HEALTH UNIT	16,330,000.00	4,500,000.00	20,830,000.00	35,000,000.00	55,830,000.00
055100000000	TRADITIONAL RULERS' COUNCIL	207,170,000.00	29,050,000.00	236,220,000.00	-	236,220,000.00
055100100100	TRADITIONAL RULERS' COUNCIL	207,170,000.00	29,050,000.00	236,220,000.00	-	236,220,000.00

503220 - NSIT UBIUM Local Government, Akwa Ibom State - 2025 Budget: Total Revenue by Administrative Unit

Code	Administrative Unit	2023 Full Year Actuals	2024 Approved Budget	2024 Performance January to June	2025 Approved Budget	2025 Revised Budget
	<i>Total Revenue</i>	<i>662,329,080.00</i>	<i>5,684,000,000.00</i>	<i>519,415,789.00</i>	<i>6,798,000,000.00</i>	<i>6,798,000,000.00</i>
010000000000	ADMINISTRATION SECTOR	662,329,080.00	5,684,000,000.00	519,415,789.00	6,798,000,000.00	6,798,000,000.00
011100000000	OFFICE OF THE LG CHAIRMAN	662,329,080.00	5,684,000,000.00	519,415,789.00	6,798,000,000.00	6,798,000,000.00
011100100100	Chairman	662,329,080.00	5,684,000,000.00	519,415,789.00	6,798,000,000.00	6,798,000,000.00

503220 - NSIT UBIUM Local Government, Akwa Ibom State - 2025 Budget: Total Revenue by Economic Classification

Code	Economic	2023 Full Year Actuals	2024 Approved Budget	2024 Performance January to June	2025 Approved Budget	2025 Revised Budget
1	REVENUE	662,329,080.00	5,684,000,000.00	519,415,789.00	6,798,000,000.00	6,798,000,000.00
11	GOVERNMENT SHARE OF FAAC	660,649,080.00	5,449,000,000.00	502,743,789.00	6,448,000,000.00	6,448,000,000.00
1101	GOVERNMENT SHARE OF FAAC	660,649,080.00	5,449,000,000.00	502,743,789.00	6,448,000,000.00	6,448,000,000.00
110101	LOCAL GOVERNMENT SHARE OF STATUTORY REVENUES	660,649,080.00	4,107,000,000.00	502,743,789.00	4,702,000,000.00	4,702,000,000.00
11010101	STATUTORY ALLOCATION	660,649,080.00	4,107,000,000.00	502,743,789.00	4,702,000,000.00	4,702,000,000.00
110102	LOCAL GOVERNMENT SHARE OF VAT	-	1,280,000,000.00	-	1,665,000,000.00	1,665,000,000.00
11010201	SHARE OF VAT	-	1,280,000,000.00	-	1,665,000,000.00	1,665,000,000.00
110103	LOCAL GOVERNMENT SHARE OF OTHER FAAC REVENUES	-	62,000,000.00	-	81,000,000.00	81,000,000.00
11010303	Other FAAC	-	62,000,000.00	-	81,000,000.00	81,000,000.00
12	INDEPENDENT REVENUE	1,680,000.00	175,000,000.00	16,672,000.00	250,000,000.00	250,000,000.00
1201	TAX REVENUE	1,500,000.00	500,000.00	-	1,150,000.00	1,150,000.00
120101	PERSONAL TAXES	-	-	-	200,000.00	200,000.00
12010104	Community or Poll Taxes	-	-	-	200,000.00	200,000.00
120103	OTHER TAXES	1,500,000.00	500,000.00	-	950,000.00	950,000.00
12010301	Cattle Tax (Where Applicable)	-	-	-	100,000.00	100,000.00
12010304	Development Tax or Levy(Shops)	1,500,000.00	200,000.00	-	200,000.00	200,000.00
12010305	General Rate	-	-	-	100,000.00	100,000.00
12010306	Arrears of Development Tax or Levy	-	-	-	200,000.00	200,000.00
12010308	Other Special tax e.g. Electricity, Water, Night Guard, Entertainment, etc	-	-	-	100,000.00	100,000.00
12010310	STAMP DUTY	-	-	-	50,000.00	50,000.00
12010311	POOL BETTING TAX	-	-	-	200,000.00	200,000.00
12010313	LIVESTOCK TAX	-	300,000.00	-	-	-
1202	NON-TAX REVENUE	180,000.00	174,500,000.00	16,672,000.00	248,850,000.00	248,850,000.00
120201	LICENCES - GENERAL	-	900,000.00	20,000.00	7,100,000.00	7,100,000.00
12020101	Bicycle License	-	20,000.00	-	100,000.00	100,000.00
12020102	Canoe License	-	-	-	200,000.00	200,000.00
12020103	Dog License	-	-	-	50,000.00	50,000.00
12020104	Cart/Truck License	-	-	-	300,000.00	300,000.00
12020105	Hawker Permit License	-	50,000.00	-	100,000.00	100,000.00
12020106	Liquor License	-	-	-	200,000.00	200,000.00
12020107	Palm wine Tappers/Selling License	-	-	-	100,000.00	100,000.00
12020108	Osusu Club License	-	500,000.00	20,000.00	400,000.00	400,000.00
12020109	Native Liquor License	-	-	-	100,000.00	100,000.00
12020110	Bulk Cigarettes License	-	-	-	200,000.00	200,000.00
12020113	Motor Cyclist License	-	-	-	1,000,000.00	1,000,000.00
12020115	Eating House License	-	-	-	400,000.00	400,000.00
12020116	Kiosk License	-	-	-	200,000.00	200,000.00
12020117	Bakery House License	-	50,000.00	-	100,000.00	100,000.00
12020119	Cattle Dealers License	-	10,000.00	-	100,000.00	100,000.00
12020125	Dane Gun License	-	50,000.00	-	50,000.00	50,000.00
12020128	Control of Noise Permit	-	-	-	50,000.00	50,000.00
12020129	Cinematography License	-	-	-	50,000.00	50,000.00
12020133	Road Closure Permit	-	-	-	100,000.00	100,000.00
12020134	Open Air Preaching Permit(Not applicable)	-	-	-	100,000.00	100,000.00
12020136	Sand Dredging License	-	-	-	500,000.00	500,000.00
12020137	Trade License	-	220,000.00	-	100,000.00	100,000.00
12020139	Petty Trade License	-	-	-	200,000.00	200,000.00
12020140	Sand, Granite, Iron, Sellers License	-	-	-	200,000.00	200,000.00
12020141	Sawing License	-	-	-	100,000.00	100,000.00
12020142	Milling License	-	-	-	100,000.00	100,000.00
12020143	Ingredient Grinding Mill License	-	-	-	50,000.00	50,000.00
12020144	Corn Grinding Mill License	-	-	-	50,000.00	50,000.00
12020146	Painting, Spraying and Sign writing Workshop License	-	-	-	50,000.00	50,000.00
12020147	Photo Studio License	-	-	-	50,000.00	50,000.00
12020148	Welding Machine License	-	-	-	100,000.00	100,000.00
12020149	Electronic Radio /TV Workshop License	-	-	-	50,000.00	50,000.00
12020150	Blacksmith Workshop License	-	-	-	50,000.00	50,000.00
12020151	Wood making/Carpentry Workshop License	-	-	-	50,000.00	50,000.00
12020152	Battery Charges License	-	-	-	50,000.00	50,000.00
12020153	Printing Press License	-	-	-	50,000.00	50,000.00
12020154	Panel Beater License	-	-	-	100,000.00	100,000.00
12020155	Vulgarizers License	-	-	-	100,000.00	100,000.00

Code	Economic	2023 Full Year Actuals	2024 Approved Budget	2024 Performance January to June	2025 Approved Budget	2025 Revised Budget
12020156	Vehicle Spare parts License	-	-	-	200,000.00	200,000.00
12020158	Cloth Driers License	-	-	-	50,000.00	50,000.00
12020159	Motor Mechanic & Car Wash Depo License	-	-	-	100,000.00	100,000.00
12020160	Building Materials License	-	-	-	100,000.00	100,000.00
12020161	Surface Tank Kerosene License	-	-	-	100,000.00	100,000.00
12020162	Photostat/Typing/Computer Institute License	-	-	-	100,000.00	100,000.00
12020163	Block making Machines License	-	-	-	100,000.00	100,000.00
12020164	Sewing Institute License	-	-	-	50,000.00	50,000.00
12020165	Hair Dressing/Barbing Salon License	-	-	-	100,000.00	100,000.00
12020166	Advertisement Rate License (Sign Post)	-	-	-	100,000.00	100,000.00
12020167	Approval of Building Plan License	-	-	-	100,000.00	100,000.00
12020168	Registration of Laundries	-	-	-	50,000.00	50,000.00
12020169	Mortuary House & Cemetery Fees	-	-	-	100,000.00	100,000.00
120204	FEES- GENERAL	-	5,100,000.00	13,282,400.00	18,700,000.00	18,700,000.00
12020401	Survey Fees	-	200,000.00	-	200,000.00	200,000.00
12020402	Slaughter/Abattoir Fees	-	-	-	100,000.00	100,000.00
12020403	Marriage Registration Fees	-	600,000.00	8,250.00	200,000.00	200,000.00
12020408	Burial Fees	-	-	-	50,000.00	50,000.00
12020410	Dispensary & Maternity Fees	-	-	140,150.00	300,000.00	300,000.00
12020411	Laboratory Test Fees	-	500,000.00	-	200,000.00	200,000.00
12020413	Birth & Death Registration Fees(Not applicable)	-	300,000.00	-	300,000.00	300,000.00
12020414	Patent Medicine Store Fees	-	-	-	500,000.00	500,000.00
12020415	General Contractor Registration Fees	-	1,000,000.00	11,900,000.00	10,000,000.00	10,000,000.00
12020417	Forestry & Fuel Exploitation Fees	-	1,000,000.00	-	-	-
12020420	Rice/Cassava Mill	-	-	-	50,000.00	50,000.00
12020421	Dry Cleaners Fees	-	-	-	50,000.00	50,000.00
12020424	Motor Park Fees(As applicable)	-	-	-	200,000.00	200,000.00
12020425	Market Fees(As applicable)	-	1,000,000.00	-	500,000.00	500,000.00
12020426	Workshop Fees	-	-	-	200,000.00	200,000.00
12020430	Recovery of Loss & Overpayment(As applicable)	-	-	-	2,000,000.00	2,000,000.00
12020432	Age Declaration/Affidavit	-	200,000.00	-	500,000.00	500,000.00
12020433	Certificate of Origin/Affidavit	-	-	1,234,000.00	2,000,000.00	2,000,000.00
12020434	Registration of Cultural Organization	-	-	-	100,000.00	100,000.00
12020436	Other Registration not Specified above(As applicable)	-	300,000.00	-	200,000.00	200,000.00
12020437	Entertainment, Drumming & Temporary Booth Fees	-	-	-	50,000.00	50,000.00
12020439	Commercial Motor Vehicle/Motor Cycle/Tricycle Stickers Fees	-	-	-	1,000,000.00	1,000,000.00
120205	FINES - GENERAL	-	500,000.00	-	1,250,000.00	1,250,000.00
12020501	Towing of Vehicle Fines	-	-	-	50,000.00	50,000.00
12020504	Impounding of Stray Animal Fine	-	500,000.00	-	200,000.00	200,000.00
12020505	Penalty on Tenement Rate	-	-	-	1,000,000.00	1,000,000.00
120206	SALES - GENERAL	-	1,000,000.00	-	1,500,000.00	1,500,000.00
12020601	Sales of Stores(As applicable)	-	200,000.00	-	-	-
12020602	Sales of Unserviceable Stores(Refer to scrap value/auctioneer)	-	700,000.00	-	1,000,000.00	1,000,000.00
12020603	Sales of Agricultural Produce(As applicable)	-	100,000.00	-	500,000.00	500,000.00
120207	EARNINGS -GENERAL	-	9,000,000.00	-	500,000.00	500,000.00
12020702	Earning from Environmental Sanitation Activities	-	9,000,000.00	-	500,000.00	500,000.00
120208	RENT ON GOVERNMENT BUILDINGS - GENERAL	-	2,000,000.00	-	4,500,000.00	4,500,000.00
12020810	Rent on Government Room	-	2,000,000.00	-	-	-
12020812	Hiring of ICT Centre	-	-	-	1,000,000.00	1,000,000.00
12020813	Tenement Rate (from Telecom Network, Airtel, MTN, etc) per annum	-	-	-	3,000,000.00	3,000,000.00
12020814	Arrears of Tenement Rate(As applicable)	-	-	-	500,000.00	500,000.00
120209	RENT ON LAND & OTHERS - GENERAL	180,000.00	1,000,000.00	3,369,600.00	5,300,000.00	5,300,000.00
12020906	Rent on Government Building / other Premises	-	700,000.00	891,000.00	2,000,000.00	2,000,000.00
12020913	Land Rent Temporary Right of Occupancy	180,000.00	300,000.00	-	-	-
12020915	Ground Rent (Royalty from Construction Company)	-	-	2,310,000.00	3,000,000.00	3,000,000.00
12020919	Rent of Plot for Farming Activities	-	-	168,600.00	300,000.00	300,000.00
120213	RE-IMBURSEMENT GENERAL	-	155,000,000.00	-	210,000,000.00	210,000,000.00
12021304	LG Share of State IGR	-	155,000,000.00	-	210,000,000.00	210,000,000.00
13	AID AND GRANTS	-	50,000,000.00	-	100,000,000.00	100,000,000.00
1302	GRANTS	-	50,000,000.00	-	100,000,000.00	100,000,000.00
130201	DOMESTIC GRANTS	-	50,000,000.00	-	100,000,000.00	100,000,000.00
13020102	CAPITAL GRANTS FROM FGN	-	50,000,000.00	-	100,000,000.00	100,000,000.00
14	CAPITAL DEVELOPMENT FUND (CDF) RECEIPTS	-	10,000,000.00	-	-	-
1402	OTHER CAPITAL RECEIPTS	-	10,000,000.00	-	-	-

Code	Economic	2023 Full Year Actuals	2024 Approved Budget	2024 Performance January to June	2025 Approved Budget	2025 Revised Budget
140201	OTHER CAPITAL RECEIPTS	-	10,000,000.00	-	-	-
14020101	OTHER CAPITAL RECEIPTS TO CDF	-	10,000,000.00	-	-	-

503220 - NSIT UBIUM Local Government, Akwa Ibom State - 2025 Budget: Total Revenue by Fund

Code	Fund	2025 Revised Budget
	<i>Total Revenue (including Capital Receipts, excluding Open Balance)</i>	<i>6,798,000,000.00</i>
01	FEDERATION ACCOUNT	6,448,000,000.00
011	FAAC DIRECT ALLOCATION	6,448,000,000.00
01101	FAAC DIRECT ALLOCATION	6,448,000,000.00
02	CONSOLIDATED REVENUE FUND	250,000,000.00
021	MAIN ENVELOP	250,000,000.00
02101	MAIN ENVELOP - BUDGETARY ALLOCATION	250,000,000.00
03	CAPITAL DEVELOPMENT FUND	100,000,000.00
031	CDF MAIN	100,000,000.00
03101	CAPITAL DEVELOPMENT FUND	100,000,000.00

503220 - NSIT UBIUM Local Government, Akwa Ibom State - 2025 Budget: Capital Receipts

Receipt Description	Economic Code and Description	2023 Full Year Actuals	2024 Approved Budget	2024 Performance January to June	2025 Approved Budget	2025 Revised Budget
Total Capital Receipts		-	60,000,000.00	-	100,000,000.00	100,000,000.00
GRANT FROM FEDERAL GOVERNMENT (HOPE-GOV)	13020102 - CAPITAL GRANTS FROM FGN	-	50,000,000.00	-	100,000,000.00	100,000,000.00
OTHER CAPITAL RECEIPTS	14020101 - OTHER CAPITAL RECEIPTS TO CDF	-	10,000,000.00	-	-	-

503220 - NSIT UBIUM Local Government, Akwa Ibom State - 2025 Budget: Total Expenditure by Administrative Unit

Code	Administrative Unit	2023 Full Year Actuals	2024 Approved Budget	2024 Performance January to June	2025 Approved Budget	2025 Adjustments	2025 Revised Budget
	Total Expenditure	657,546,969.02	5,685,000,000.00	515,765,789.00	6,392,000,000.00	407,000,000.00	6,799,000,000.00
010000000000	ADMINISTRATION SECTOR	277,832,969.80	1,566,388,500.00	350,249,420.70	2,065,468,800.00	104,000,000.00	2,169,468,800.00
011100000000	OFFICE OF THE LG CHAIRMAN	51,883,336.64	743,975,000.00	130,104,668.32	1,282,414,800.00	60,000,000.00	1,342,414,800.00
011100100100	Chairman	39,713,918.24	668,744,000.00	111,851,209.12	1,184,450,000.00	56,000,000.00	1,240,450,000.00
011100100200	Vice-Chairman	9,784,418.40	29,672,000.00	12,563,459.20	57,980,000.00	4,000,000.00	61,980,000.00
011118300100	INTERNAL AUDIT	2,385,000.00	20,059,000.00	1,640,000.00	31,984,800.00	-	31,984,800.00
011100500100	ADVISER/ ASSISTANT TO THE CHAIRMAN/ VICE CHAIRMAN	-	25,500,000.00	4,050,000.00	8,000,000.00	-	8,000,000.00
011200000000	LOCAL GOVT COUNCIL	142,946,981.55	279,410,000.00	67,947,646.17	509,610,000.00	40,800,000.00	550,410,000.00
011200100100	THE COUNCIL	51,363,738.43	84,500,000.00	-	75,500,000.00	12,000,000.00	87,500,000.00
011200500100	ASSISTANTS/AIDES/ADVISERS	37,907,506.35	38,200,000.00	16,721,670.90	95,950,000.00	30,000,000.00	125,950,000.00
011200700100	COUNCIL COMMITTEES	44,890,000.00	127,200,000.00	51,225,975.27	134,000,000.00	-	123,000,000.00
011202100100	OFFICE OF THE LEADER	6,803,212.77	18,900,000.00	-	35,230,000.00	800,000.00	36,030,000.00
011202100200	OFFICE OF THE DEPUTY LEADER	-	-	-	31,100,000.00	1,800,000.00	32,900,000.00
011202100300	OFFICE OF THE MAJORITY LEADER	-	-	-	28,400,000.00	1,800,000.00	30,200,000.00
011202100400	OFFICE OF THE DEPUTY MAJORITY LEADER	-	-	-	27,400,000.00	1,800,000.00	29,200,000.00
011202100700	OFFICE OF THE CHIEF WHIP	-	-	-	27,400,000.00	1,800,000.00	29,200,000.00
011202100800	OFFICE OF THE DEPUTY CHIEF WHIP	-	-	-	26,400,000.00	1,800,000.00	28,200,000.00
011202200100	CLERK TO THE HOUSE	1,982,524.00	10,610,000.00	-	28,230,000.00	-	28,230,000.00
012500000000	OFFICE OF THE HEAD OF LOCAL GOVERNMENT SERVICE	-	-	-	49,500,000.00	-	49,500,000.00
012500100100	OFFICE OF THE HEAD OF LOCAL GOVERNMENT SERVICE	-	-	-	49,500,000.00	-	49,500,000.00
016200000000	ADMINISTRATION & GENERAL SERVICES	76,393,225.41	519,819,000.00	144,509,948.61	192,000,000.00	-	192,000,000.00
016200100100	ADMINISTRATION & GENERAL SERVICES	76,393,225.41	519,819,000.00	144,509,948.61	192,000,000.00	-	192,000,000.00
016100000000	SECRETARY TO THE LOCAL GOVERNMENT	6,609,426.20	23,184,500.00	7,687,157.60	31,944,000.00	3,200,000.00	35,144,000.00
016100100100	SECRETARY TO THE LOCAL GOVERNMENT	6,609,426.20	23,184,500.00	7,687,157.60	31,944,000.00	3,200,000.00	35,144,000.00
020000000000	ECONOMIC SECTOR	169,607,095.73	2,043,064,000.00	75,376,476.75	2,362,285,000.00	450,000,000.00	2,812,285,000.00
021500000000	DEPARTMENT OF AGRICULTURE & NATURAL RESOURCES	14,226,665.48	216,479,000.00	8,703,450.17	123,600,000.00	74,000,000.00	197,600,000.00
021500100100	DEPARTMENT OF AGRICULTURE & NATURAL RESOURCES	14,226,665.48	216,479,000.00	8,703,450.17	123,600,000.00	74,000,000.00	197,600,000.00
022000000000	DEPARTMENT FINANCE AND SUPPLIES	93,633,496.55	694,665,000.00	38,559,494.06	802,400,000.00	-	742,400,000.00
022000100100	DEPARTMENT FINANCE AND SUPPLIES	93,633,496.55	694,665,000.00	38,559,494.06	802,400,000.00	-	742,400,000.00
023400000000	DEPARTMENT OF WORKS, TRANSPORT, HOUSING, LANDS AND SURVEY	47,666,579.56	815,661,000.00	21,422,665.12	1,148,350,000.00	417,500,000.00	1,565,850,000.00
023400100100	DEPARTMENT OF WORKS, TRANSPORT, HOUSING, LANDS AND SURVEY	47,666,579.56	815,661,000.00	21,422,665.12	1,148,350,000.00	417,500,000.00	1,565,850,000.00
023800000000	DEPARTMENT OF BUDGET, PLANNING, RESEARCH & STATISTICS (BPRS)	9,880,354.14	107,559,000.00	6,690,867.40	100,450,000.00	18,500,000.00	118,950,000.00
023800100100	DEPARTMENT OF BUDGET, PLANNING, RESEARCH & STATISTICS (BPRS)	9,880,354.14	107,559,000.00	6,690,867.40	100,450,000.00	18,500,000.00	118,950,000.00
025200000000	WATER, SANITATION & HYGIENE (WASH)	4,200,000.00	208,700,000.00	-	187,485,000.00	-	187,485,000.00
025200100100	WATER, SANITATION & HYGIENE (WASH)	4,200,000.00	208,700,000.00	-	187,485,000.00	-	187,485,000.00
050000000000	SOCIAL SECTOR	210,106,903.49	2,075,547,500.00	90,139,891.55	1,964,246,200.00	-	1,817,246,200.00
051400000000	WOMEN DEVELOPMENT OFFICE	7,565,256.00	92,830,000.00	4,000,000.00	76,180,000.00	-	76,180,000.00
051400100100	WOMEN DEVELOPMENT OFFICE	7,565,256.00	92,830,000.00	4,000,000.00	76,180,000.00	-	76,180,000.00
051700000000	DEPARTMENT OF SOCIAL DEVELOPMENT, EDUCATION, INFORMATION, SP	54,390,362.28	1,217,935,500.00	20,118,421.76	1,012,200,000.00	-	956,200,000.00
051700100100	DEPARTMENT OF SOCIAL DEVELOPMENT, EDUCATION, INFORMATION, SPORTS AN	54,390,362.28	1,217,935,500.00	20,118,421.76	1,012,200,000.00	-	956,200,000.00
051702600100	PRIMARY SCHOOL TEACHERS	-	655,050,000.00	-	600,000,000.00	-	600,000,000.00
052100000000	DEPARTMENT OF PRIMARY HEALTH CARE (PHC)	141,166,285.21	500,350,000.00	66,021,469.79	589,646,200.00	-	548,646,200.00
052100100100	DEPARTMENT OF PRIMARY HEALTH CARE (PHC)	134,143,743.21	449,075,000.00	66,021,469.79	533,816,200.00	-	492,816,200.00
052100100200	ENVIRONMENTAL HEALTH UNIT	7,022,542.00	51,275,000.00	-	55,830,000.00	-	55,830,000.00
055100000000	TRADITIONAL RULERS' COUNCIL	6,985,000.00	264,432,000.00	-	286,220,000.00	-	236,220,000.00
055100100100	TRADITIONAL RULERS' COUNCIL	6,985,000.00	264,432,000.00	-	286,220,000.00	-	236,220,000.00

503220 - NSIT UBIUM Local Government, Akwa Ibom State - 2025 Budget: Personnel Expenditure by Administrative Unit

Code	Administrative Unit	2023 Full Year Actuals	2024 Approved Budget	2024 Performance January to June	2025 Approved Budget	2025 Adjustments	2025 Revised Budget
	Total Personnel Expenditure	437,147,218.59	2,160,000,000.00	186,642,813.73	2,071,500,000.00	-	2,071,500,000.00
010000000000	ADMINISTRATION SECTOR	134,697,969.80	231,788,500.00	63,393,445.43	265,468,800.00	72,000,000.00	337,468,800.00
011100000000	OFFICE OF THE LG CHAIRMAN	6,869,336.64	21,425,000.00	3,434,668.32	20,564,800.00	8,000,000.00	28,564,800.00
011100100100	Chairman	3,542,418.24	8,244,000.00	1,771,209.12	7,250,000.00	4,000,000.00	11,250,000.00
011100100200	Vice-Chairman	3,326,918.40	6,172,000.00	1,663,459.20	4,880,000.00	4,000,000.00	8,880,000.00
011118300100	INTERNAL AUDIT	-	7,009,000.00	-	8,434,800.00	-	8,434,800.00
011200000000	LOCAL GOVT COUNCIL	59,504,981.55	80,760,000.00	16,721,670.90	89,260,000.00	60,800,000.00	150,060,000.00
011200100100	THE COUNCIL	30,078,738.43	37,000,000.00	-	15,500,000.00	14,000,000.00	29,500,000.00
011200500100	ASSISTANTS/AIDES/ADVISERS	25,082,506.35	35,000,000.00	16,721,670.90	45,950,000.00	30,000,000.00	75,950,000.00
011202100100	OFFICE OF THE LEADER	2,863,212.77	4,200,000.00	-	3,130,000.00	2,800,000.00	5,930,000.00
011202100200	OFFICE OF THE DEPUTY LEADER	-	-	-	3,100,000.00	2,800,000.00	5,900,000.00
011202100300	OFFICE OF THE MAJORITY LEADER	-	-	-	3,100,000.00	2,800,000.00	5,900,000.00
011202100400	OFFICE OF THE DEPUTY MAJORITY LEADER	-	-	-	3,100,000.00	2,800,000.00	5,900,000.00
011202100700	OFFICE OF THE CHIEF WHIP	-	-	-	3,100,000.00	2,800,000.00	5,900,000.00
011202100800	OFFICE OF THE DEPUTY CHIEF WHIP	-	-	-	3,100,000.00	2,800,000.00	5,900,000.00
011202200100	CLERK TO THE HOUSE	1,480,524.00	4,560,000.00	-	9,180,000.00	-	9,180,000.00
012500000000	OFFICE OF THE HEAD OF LOCAL GOVERNMENT SERVICE	-	-	-	12,400,000.00	-	12,400,000.00
012500100100	OFFICE OF THE HEAD OF LOCAL GOVERNMENT SERVICE	-	-	-	12,400,000.00	-	12,400,000.00
016200000000	ADMINISTRATION & GENERAL SERVICES	63,619,225.41	122,619,000.00	41,659,948.61	139,400,000.00	-	139,400,000.00
016200100100	ADMINISTRATION & GENERAL SERVICES	63,619,225.41	122,619,000.00	41,659,948.61	139,400,000.00	-	139,400,000.00
016100000000	SECRETARY TO THE LOCAL GOVERNMENT	4,704,426.20	6,984,500.00	1,577,157.60	3,844,000.00	3,200,000.00	7,044,000.00
016100100100	SECRETARY TO THE LOCAL GOVERNMENT	4,704,426.20	6,984,500.00	1,577,157.60	3,844,000.00	3,200,000.00	7,044,000.00
020000000000	ECONOMIC SECTOR	133,697,845.30	706,364,000.00	43,679,476.75	655,535,000.00	-	633,535,000.00
021500000000	DEPARTMENT OF AGRICULTURE & NATURAL RESOURCES	12,411,665.48	25,429,000.00	3,473,450.17	20,500,000.00	-	20,500,000.00
021500100100	DEPARTMENT OF AGRICULTURE & NATURAL RESOURCES	12,411,665.48	25,429,000.00	3,473,450.17	20,500,000.00	-	20,500,000.00
022000000000	DEPARTMENT FINANCE AND SUPPLIES	82,745,626.55	607,615,000.00	23,797,494.06	573,800,000.00	-	551,800,000.00
022000100100	DEPARTMENT FINANCE AND SUPPLIES	82,745,626.55	607,615,000.00	23,797,494.06	573,800,000.00	-	551,800,000.00
023400000000	DEPARTMENT OF WORKS, TRANSPORT, HOUSING, LANDS AND SURVEY	27,615,199.13	52,111,000.00	12,922,665.12	44,250,000.00	-	44,250,000.00
023400100100	DEPARTMENT OF WORKS, TRANSPORT, HOUSING, LANDS AND SURVEY	27,615,199.13	52,111,000.00	12,922,665.12	44,250,000.00	-	44,250,000.00
023800000000	DEPARTMENT OF BUDGET, PLANNING, RESEARCH & STATISTICS (BPRS)	6,725,354.14	17,009,000.00	3,485,867.40	12,700,000.00	-	12,700,000.00
023800100100	DEPARTMENT OF BUDGET, PLANNING, RESEARCH & STATISTICS (BPRS)	6,725,354.14	17,009,000.00	3,485,867.40	12,700,000.00	-	12,700,000.00
025200000000	WATER, SANITATION & HYGIENE (WASH)	4,200,000.00	4,200,000.00	-	4,285,000.00	-	4,285,000.00
025200100100	WATER, SANITATION & HYGIENE (WASH)	4,200,000.00	4,200,000.00	-	4,285,000.00	-	4,285,000.00
050000000000	SOCIAL SECTOR	168,751,403.49	1,221,847,500.00	79,569,891.55	1,150,496,200.00	-	1,100,496,200.00
051400000000	WOMEN DEVELOPMENT OFFICE	680,256.00	1,830,000.00	-	2,180,000.00	-	2,180,000.00
051400100100	WOMEN DEVELOPMENT OFFICE	680,256.00	1,830,000.00	-	2,180,000.00	-	2,180,000.00
051700000000	DEPARTMENT OF SOCIAL DEVELOPMENT, EDUCATION, INFORMATION, SPORTS AND RECREATION	31,535,362.28	713,335,500.00	14,678,421.76	654,100,000.00	-	654,100,000.00
051700100100	DEPARTMENT OF SOCIAL DEVELOPMENT, EDUCATION, INFORMATION, SPORTS AND RECREATION	31,535,362.28	713,335,500.00	14,678,421.76	654,100,000.00	-	654,100,000.00
051702600100	PRIMARY SCHOOL TEACHERS	-	650,000,000.00	-	600,000,000.00	-	600,000,000.00
052100000000	DEPARTMENT OF PRIMARY HEALTH CARE (PHC)	136,535,785.21	250,800,000.00	64,891,469.79	237,046,200.00	-	237,046,200.00
052100100100	DEPARTMENT OF PRIMARY HEALTH CARE (PHC)	130,713,243.21	235,025,000.00	64,891,469.79	220,716,200.00	-	220,716,200.00
052100100200	ENVIRONMENTAL HEALTH UNIT	5,822,542.00	15,775,000.00	-	16,330,000.00	-	16,330,000.00
055100000000	TRADITIONAL RULERS' COUNCIL	-	255,882,000.00	-	257,170,000.00	-	207,170,000.00
055100100100	TRADITIONAL RULERS' COUNCIL	-	255,882,000.00	-	257,170,000.00	-	207,170,000.00

503220 - NSIT UBIUM Local Government, Akwa Ibom State - 2025 Budget: Overhead Expenditure by Administrative Unit

Code	Administrative Unit	2023 Full Year Actuals	2024 Approved Budget	2024 Performance January to June	2025 Approved Budget	2025 Adjustments	2025 Revised Budget
	Total Overhead Expenditure	174,668,250.43	630,000,000.00	158,522,975.27	1,326,300,000.00	- 2,000,000.00	1,324,300,000.00
010000000000	ADMINISTRATION SECTOR	141,263,500.00	402,600,000.00	121,255,975.27	870,000,000.00	7,000,000.00	877,000,000.00
011100000000	OFFICE OF THE LG CHAIRMAN	43,142,500.00	142,550,000.00	47,420,000.00	341,850,000.00	27,000,000.00	368,850,000.00
011100100100	Chairman	34,300,000.00	80,500,000.00	30,830,000.00	257,200,000.00	27,000,000.00	284,200,000.00
011100100200	Vice-Chairman	6,457,500.00	23,500,000.00	10,900,000.00	53,100,000.00	-	53,100,000.00
011118300100	INTERNAL AUDIT	2,385,000.00	13,050,000.00	1,640,000.00	23,550,000.00	-	23,550,000.00
011100500100	ADVISER/ ASSISTANT TO THE CHAIRMAN/ VICE CHAIRMAN	-	25,500,000.00	4,050,000.00	8,000,000.00	-	8,000,000.00
011200000000	LOCAL GOVT COUNCIL	83,442,000.00	198,650,000.00	51,225,975.27	420,350,000.00	- 20,000,000.00	400,350,000.00
011200100100	THE COUNCIL	21,285,000.00	47,500,000.00	-	60,000,000.00	- 2,000,000.00	58,000,000.00
011200500100	ASSISTANTS/AIDES/ADVISERS	12,825,000.00	3,200,000.00	-	50,000,000.00	-	50,000,000.00
011200700100	COUNCIL COMMITTEES	44,890,000.00	127,200,000.00	51,225,975.27	134,000,000.00	- 11,000,000.00	123,000,000.00
011202100100	OFFICE OF THE LEADER	3,940,000.00	14,700,000.00	-	32,100,000.00	- 2,000,000.00	30,100,000.00
011202100200	OFFICE OF THE DEPUTY LEADER	-	-	-	28,000,000.00	- 1,000,000.00	27,000,000.00
011202100300	OFFICE OF THE MAJORITY LEADER	-	-	-	25,300,000.00	- 1,000,000.00	24,300,000.00
011202100400	OFFICE OF THE DEPUTY MAJORITY LEADER	-	-	-	24,300,000.00	- 1,000,000.00	23,300,000.00
011202100700	OFFICE OF THE CHIEF WHIP	-	-	-	24,300,000.00	- 1,000,000.00	23,300,000.00
011202100800	OFFICE OF THE DEPUTY CHIEF WHIP	-	-	-	23,300,000.00	- 1,000,000.00	22,300,000.00
011202200100	CLERK TO THE HOUSE	502,000.00	6,050,000.00	-	19,050,000.00	-	19,050,000.00
012500000000	OFFICE OF THE HEAD OF LOCAL GOVERNMENT SERVICE	-	-	-	37,100,000.00	-	37,100,000.00
012500100100	OFFICE OF THE HEAD OF LOCAL GOVERNMENT SERVICE	-	-	-	37,100,000.00	-	37,100,000.00
016200000000	ADMINISTRATION & GENERAL SERVICES	12,774,000.00	45,200,000.00	16,500,000.00	42,600,000.00	-	42,600,000.00
016200100100	ADMINISTRATION & GENERAL SERVICES	12,774,000.00	45,200,000.00	16,500,000.00	42,600,000.00	-	42,600,000.00
016100000000	SECRETARY TO THE LOCAL GOVERNMENT	1,905,000.00	16,200,000.00	6,110,000.00	28,100,000.00	-	28,100,000.00
016100100100	SECRETARY TO THE LOCAL GOVERNMENT	1,905,000.00	16,200,000.00	6,110,000.00	28,100,000.00	-	28,100,000.00
020000000000	ECONOMIC SECTOR	16,679,250.43	107,700,000.00	26,697,000.00	283,550,000.00	- 7,000,000.00	276,550,000.00
021500000000	DEPARTMENT OF AGRICULTURE & NATURAL RESOURCES	1,815,000.00	11,050,000.00	5,230,000.00	21,100,000.00	- 1,000,000.00	20,100,000.00
021500100100	DEPARTMENT OF AGRICULTURE & NATURAL RESOURCES	1,815,000.00	11,050,000.00	5,230,000.00	21,100,000.00	- 1,000,000.00	20,100,000.00
022000000000	DEPARTMENT FINANCE AND SUPPLIES	10,857,870.00	27,050,000.00	14,762,000.00	148,600,000.00	- 30,000,000.00	118,600,000.00
022000100100	DEPARTMENT FINANCE AND SUPPLIES	10,857,870.00	27,050,000.00	14,762,000.00	148,600,000.00	- 30,000,000.00	118,600,000.00
023400000000	DEPARTMENT OF WORKS, TRANSPORT, HOUSING, LANDS AND SURVEY	851,380.43	34,550,000.00	3,500,000.00	60,100,000.00	- 4,500,000.00	55,600,000.00
023400100100	DEPARTMENT OF WORKS, TRANSPORT, HOUSING, LANDS AND SURVEY	851,380.43	34,550,000.00	3,500,000.00	60,100,000.00	- 4,500,000.00	55,600,000.00
023800000000	DEPARTMENT OF BUDGET, PLANNING, RESEARCH & STATISTICS (BPRS)	3,155,000.00	30,550,000.00	3,205,000.00	50,550,000.00	28,500,000.00	79,050,000.00
023800100100	DEPARTMENT OF BUDGET, PLANNING, RESEARCH & STATISTICS (BPRS)	3,155,000.00	30,550,000.00	3,205,000.00	50,550,000.00	28,500,000.00	79,050,000.00
025200000000	WATER, SANITATION & HYGIENE (WASH)	-	4,500,000.00	-	3,200,000.00	-	3,200,000.00
025200100100	WATER, SANITATION & HYGIENE (WASH)	-	4,500,000.00	-	3,200,000.00	-	3,200,000.00
050000000000	SOCIAL SECTOR	16,725,500.00	119,700,000.00	10,570,000.00	172,750,000.00	- 2,000,000.00	170,750,000.00
051400000000	WOMEN DEVELOPMENT OFFICE	1,955,000.00	23,000,000.00	4,000,000.00	41,000,000.00	-	41,000,000.00
051400100100	WOMEN DEVELOPMENT OFFICE	1,955,000.00	23,000,000.00	4,000,000.00	41,000,000.00	-	41,000,000.00
051700000000	DEPARTMENT OF SOCIAL DEVELOPMENT, EDUCATION, INFORMATION, SP	5,355,000.00	50,600,000.00	5,440,000.00	50,100,000.00	- 1,000,000.00	49,100,000.00
051700100100	DEPARTMENT OF SOCIAL DEVELOPMENT, EDUCATION, INFORMATION, SPORTS ANI	5,355,000.00	50,600,000.00	5,440,000.00	50,100,000.00	- 1,000,000.00	49,100,000.00
051702600100	PRIMARY SCHOOL TEACHERS	-	5,050,000.00	-	-	-	-
052100000000	DEPARTMENT OF PRIMARY HEALTH CARE (PHC)	2,430,500.00	37,550,000.00	1,130,000.00	52,600,000.00	- 1,000,000.00	51,600,000.00
052100100100	DEPARTMENT OF PRIMARY HEALTH CARE (PHC)	2,230,500.00	32,050,000.00	1,130,000.00	48,100,000.00	- 1,000,000.00	47,100,000.00
052100100200	ENVIRONMENTAL HEALTH UNIT	200,000.00	5,500,000.00	-	4,500,000.00	-	4,500,000.00
055100000000	TRADITIONAL RULERS' COUNCIL	6,985,000.00	8,550,000.00	-	29,050,000.00	-	29,050,000.00
055100100100	TRADITIONAL RULERS' COUNCIL	6,985,000.00	8,550,000.00	-	29,050,000.00	-	29,050,000.00

503220 - NSIT UBIUM Local Government, Akwa Ibom State - 2025 Budget: Capital Expenditure by Administrative Unit

Code	Administrative Unit	2023 Full Year Actuals	2024 Approved Budget	2024 Performance January to June	2025 Approved Budget	2025 Adjustments	2025 Revised Budget
	Total Capital Expenditure	45,731,500.00	2,895,000,000.00	170,600,000.00	2,994,200,000.00	409,000,000.00	3,403,200,000.00
010000000000	ADMINISTRATION SECTOR	1,871,500.00	932,000,000.00	165,600,000.00	930,000,000.00	25,000,000.00	955,000,000.00
011100000000	OFFICE OF THE LG CHAIRMAN	1,871,500.00	580,000,000.00	79,250,000.00	920,000,000.00	25,000,000.00	945,000,000.00
011100100100	Chairman	1,871,500.00	580,000,000.00	79,250,000.00	920,000,000.00	25,000,000.00	945,000,000.00
016200000000	ADMINISTRATION & GENERAL SERVICES	-	352,000,000.00	86,350,000.00	10,000,000.00	-	10,000,000.00
016200100100	ADMINISTRATION & GENERAL SERVICES	-	352,000,000.00	86,350,000.00	10,000,000.00	-	10,000,000.00
020000000000	ECONOMIC SECTOR	19,230,000.00	1,229,000,000.00	5,000,000.00	1,423,200,000.00	479,000,000.00	1,902,200,000.00
021500000000	DEPARTMENT OF AGRICULTURE & NATURAL RESOURCES	-	180,000,000.00	-	82,000,000.00	75,000,000.00	157,000,000.00
021500100100	DEPARTMENT OF AGRICULTURE & NATURAL RESOURCES	-	180,000,000.00	-	82,000,000.00	75,000,000.00	157,000,000.00
022000000000	DEPARTMENT FINANCE AND SUPPLIES	30,000.00	60,000,000.00	-	80,000,000.00	8,000,000.00	72,000,000.00
022000100100	DEPARTMENT FINANCE AND SUPPLIES	30,000.00	60,000,000.00	-	80,000,000.00	8,000,000.00	72,000,000.00
023400000000	DEPARTMENT OF WORKS, TRANSPORT, HOUSING, LANDS AND SURVEY	19,200,000.00	729,000,000.00	5,000,000.00	1,044,000,000.00	422,000,000.00	1,466,000,000.00
023400100100	DEPARTMENT OF WORKS, TRANSPORT, HOUSING, LANDS AND SURVEY	19,200,000.00	729,000,000.00	5,000,000.00	1,044,000,000.00	422,000,000.00	1,466,000,000.00
023800000000	DEPARTMENT OF BUDGET, PLANNING, RESEARCH & STATISTICS (BPRS)	-	60,000,000.00	-	37,200,000.00	10,000,000.00	27,200,000.00
023800100100	DEPARTMENT OF BUDGET, PLANNING, RESEARCH & STATISTICS (BPRS)	-	60,000,000.00	-	37,200,000.00	10,000,000.00	27,200,000.00
025200000000	WATER, SANITATION & HYGIENE (WASH)	-	200,000,000.00	-	180,000,000.00	-	180,000,000.00
025200100100	WATER, SANITATION & HYGIENE (WASH)	-	200,000,000.00	-	180,000,000.00	-	180,000,000.00
050000000000	SOCIAL SECTOR	24,630,000.00	734,000,000.00	-	641,000,000.00	95,000,000.00	546,000,000.00
051400000000	WOMEN DEVELOPMENT OFFICE	4,930,000.00	68,000,000.00	-	33,000,000.00	-	33,000,000.00
051400100100	WOMEN DEVELOPMENT OFFICE	4,930,000.00	68,000,000.00	-	33,000,000.00	-	33,000,000.00
051700000000	DEPARTMENT OF SOCIAL DEVELOPMENT, EDUCATION, INFORMATION, SPORTS AND RECREATION	17,500,000.00	454,000,000.00	-	308,000,000.00	55,000,000.00	253,000,000.00
051700100100	DEPARTMENT OF SOCIAL DEVELOPMENT, EDUCATION, INFORMATION, SPORTS AND RECREATION	17,500,000.00	454,000,000.00	-	308,000,000.00	55,000,000.00	253,000,000.00
052100000000	DEPARTMENT OF PRIMARY HEALTH CARE (PHC)	2,200,000.00	212,000,000.00	-	300,000,000.00	40,000,000.00	260,000,000.00
052100100100	DEPARTMENT OF PRIMARY HEALTH CARE (PHC)	2,200,000.00	212,000,000.00	-	300,000,000.00	40,000,000.00	260,000,000.00
052100100200	ENVIRONMENTAL HEALTH UNIT	1,000,000.00	30,000,000.00	-	35,000,000.00	-	35,000,000.00

503220 - NSIT UBIUM Local Government, Akwa Ibom State - 2025 Budget: Expenditure by Economic Classification

Code	Item	2023 Full Year Actuals	2024 Approved Budget	2024 Performance January to June	2025 Approved Budget	2025 Adjustments	2025 Revised Budget
2	EXPENDITURES	657,546,969.02	5,685,000,000.00	515,765,789.00	6,392,000,000.00	407,000,000.00	6,799,000,000.00
21	PERSONNEL COST	437,147,218.59	2,160,000,000.00	186,642,813.73	2,071,500,000.00	-	2,071,500,000.00
2101	SALARY	410,611,749.59	1,645,000,000.00	186,642,813.73	1,261,646,000.00	- 21,000,000.00	1,240,646,000.00
210101	SALARIES AND WAGES	410,611,749.59	1,645,000,000.00	186,642,813.73	1,261,646,000.00	- 21,000,000.00	1,240,646,000.00
21010101	BASIC SALARIES	351,037,181.04	1,305,000,000.00	169,921,142.83	886,146,000.00	-	886,146,000.00
21010103	CONSOLIDATED REVENUE FUND CHARGE- SALARIES	59,574,568.55	340,000,000.00	16,721,670.90	275,500,000.00	- 21,000,000.00	254,500,000.00
21010105	PROMOTION ARREAS	-	-	-	20,000,000.00	-	20,000,000.00
21010106	MARGIN FOR INCREASE COST/EMERGENCY PROVISIONS (PERSONNEL COST)	-	-	-	80,000,000.00	-	80,000,000.00
2102	ALLOWANCES AND SOCIAL CONTRIBUTION	26,535,469.00	15,000,000.00	-	409,854,000.00	43,000,000.00	452,854,000.00
210201	ALLOWANCES	-	-	-	409,854,000.00	43,000,000.00	452,854,000.00
21020101	NON REGULAR ALLOWANCES	-	-	-	96,531,800.00	-	96,531,800.00
21020103	ANNUAL LEAVE GRANT	-	-	-	28,614,600.00	-	28,614,600.00
21020104	CONSOLIDATED ALLOWANCES	-	-	-	220,207,600.00	-	220,207,600.00
21020107	CONSOLIDATE REVENUE FUND CHARGES - ALLOWANCE	-	-	-	64,500,000.00	43,000,000.00	107,500,000.00
210202	SOCIAL CONTRIBUTIONS	26,535,469.00	15,000,000.00	-	-	-	-
21020205	HOUSING FUND CONTRIBUTION	26,535,469.00	15,000,000.00	-	-	-	-
2103	SOCIAL BENEFITS	-	500,000,000.00	-	400,000,000.00	- 22,000,000.00	378,000,000.00
210301	SOCIAL BENEFITS	-	500,000,000.00	-	400,000,000.00	- 22,000,000.00	378,000,000.00
21030101	GRATUITY	-	-	-	200,000,000.00	- 10,000,000.00	190,000,000.00
21030102	PENSION	-	500,000,000.00	-	200,000,000.00	- 12,000,000.00	188,000,000.00
22	OTHER RECURRENT COSTS	174,668,250.43	630,000,000.00	158,522,975.27	1,326,300,000.00	- 2,000,000.00	1,324,300,000.00
2202	OVERHEAD COST	168,675,750.43	567,000,000.00	145,522,975.27	1,305,300,000.00	- 2,000,000.00	1,303,300,000.00
220201	TRAVEL & TRANSPORT - GENERAL	24,943,500.00	85,050,000.00	24,380,000.00	197,000,000.00	- 4,000,000.00	193,000,000.00
22020101	LOCAL TRAVEL AND TRANSPORT - TRAINING	9,187,000.00	34,000,000.00	10,590,000.00	70,000,000.00	-	70,000,000.00
22020102	LOCAL TRAVEL AND TRANSPORT - OTHERS	15,756,500.00	51,050,000.00	13,790,000.00	127,000,000.00	- 4,000,000.00	123,000,000.00
220202	UTILITIES - GENERAL	637,000.00	3,750,000.00	1,512,000.00	5,300,000.00	-	5,300,000.00
22020202	TELEPHONE CHARGES	637,000.00	3,750,000.00	1,512,000.00	2,300,000.00	-	2,300,000.00
22020203	INTERNET ACCESS CHARGES	-	-	-	2,000,000.00	-	2,000,000.00
22020208	SOFTWARE CHARGES / LICENSE RENTALS	-	-	-	1,000,000.00	-	1,000,000.00
220203	MATERIALS & SUPPLIES - GENERAL	9,549,600.00	77,000,000.00	19,130,000.00	153,200,000.00	1,000,000.00	154,200,000.00
22020301	OFFICE STATIONARY / COMPUTER CONSUMABLES	1,747,000.00	14,800,000.00	4,320,000.00	37,000,000.00	-	37,000,000.00
22020305	PRINTING OF SECURITY DOCUMENTS	990,000.00	2,000,000.00	500,000.00	13,000,000.00	-	13,000,000.00
22020306	PRINTING OF NON - SECURITY DOCUMENTS	6,812,600.00	43,900,000.00	14,310,000.00	79,200,000.00	1,000,000.00	80,200,000.00
22020307	DRUGS / LABORATORY / MEDICAL SUPPLIES	-	10,000,000.00	-	5,000,000.00	-	5,000,000.00
22020309	UNIFORM AND OTHER CLOTHING	-	3,500,000.00	-	2,500,000.00	-	2,500,000.00
22020310	TEACHING AIDS / INSTRUCTION MATERIALS	-	2,800,000.00	-	2,500,000.00	-	2,500,000.00
22020313	PRODUCTION OF REPORTS	-	-	-	2,000,000.00	-	2,000,000.00
22020316	PURCHASE OF START-UP PACKS & SKILL DEVELOPMENT CERTIFICATE	-	-	-	3,000,000.00	-	3,000,000.00
22020317	CONSUMABLES / DRUGS / REAGENTS	-	-	-	9,000,000.00	-	9,000,000.00
220204	MAINTENANCE SERVICES - GENERAL	6,866,380.43	49,500,000.00	5,700,000.00	71,500,000.00	- 2,500,000.00	69,000,000.00
22020401	MAINTENANCE OF MOTOR VEHICLE	1,401,380.43	4,700,000.00	400,000.00	23,500,000.00	- 2,500,000.00	21,000,000.00
22020402	MAINTENANCE OF OFFICE FURNITURE	1,615,000.00	8,200,000.00	900,000.00	12,000,000.00	-	12,000,000.00
22020403	MAINTENANCE OF OFFICE BUILDING	-	4,300,000.00	950,000.00	1,000,000.00	-	1,000,000.00
22020404	MAINTENANCE OF OFFICE / IT EQUIPMENT	-	1,000,000.00	-	1,000,000.00	-	1,000,000.00
22020405	MAINTENANCE OF PLANTS / GENERATORS	-	3,000,000.00	-	3,000,000.00	-	3,000,000.00
22020406	OTHER MAINTENANCE SERVICES	3,850,000.00	17,300,000.00	3,450,000.00	21,000,000.00	-	21,000,000.00
22020410	MAINTENANCE OF STREET LIGHTING	-	-	-	1,000,000.00	-	1,000,000.00
22020412	MAINTENANCE OF MARKETS/PUBLIC PLACES	-	1,000,000.00	-	3,000,000.00	-	3,000,000.00
22020413	MINOR ROAD MAINTAINANCE	-	10,000,000.00	-	6,000,000.00	-	6,000,000.00
220205	TRAINING - GENERAL	6,057,500.00	51,700,000.00	5,850,000.00	80,500,000.00	- 2,000,000.00	78,500,000.00
22020501	LOCAL TRAINING	6,057,500.00	51,700,000.00	5,850,000.00	63,500,000.00	- 2,000,000.00	61,500,000.00
22020503	WORKSHOP / SEMINAR / CONFERENCES	-	-	-	10,000,000.00	-	10,000,000.00
22020510	CAPACITY BUILDING	-	-	-	2,000,000.00	-	2,000,000.00
22020511	CAPACITY BUILDING ON LACTATION MANAGEMENT	-	-	-	5,000,000.00	-	5,000,000.00
220206	OTHER SERVICES - GENERAL	51,312,500.00	73,000,000.00	13,450,000.00	89,700,000.00	- 4,000,000.00	85,700,000.00
22020601	SECURITY SERVICES	5,300,000.00	12,000,000.00	3,200,000.00	23,000,000.00	-	23,000,000.00
22020602	OFFICE RENT	-	1,000,000.00	-	1,000,000.00	-	1,000,000.00
22020604	SECURITY VOTE (INCLUDING OPERATIONS)	40,010,000.00	46,000,000.00	7,200,000.00	40,200,000.00	-	40,200,000.00
22020605	CLEANING AND FUMIGATION SERVICES	4,002,500.00	6,500,000.00	1,800,000.00	3,000,000.00	-	3,000,000.00
22020606	INTERNAL AUDIT EXPENSES	-	1,000,000.00	550,000.00	3,000,000.00	-	3,000,000.00
22020607	RESCUE SERVICES	2,000,000.00	6,500,000.00	700,000.00	2,000,000.00	-	2,000,000.00

Code	Item	2023 Full Year Actuals	2024 Approved Budget	2024 Performance January to June	2025 Approved Budget	2025 Adjustments	2025 Revised Budget
22020609	MONITORING / SUPERVISION	-	-	-	1,000,000.00	-	1,000,000.00
22020610	OTHER SERVICES	-	-	-	5,000,000.00	4,000,000.00	1,000,000.00
22020611	HOSTING/MOBILIZATION OF POLITICAL ASSOCIATIONS AND INTEREST GROUPS	-	-	-	10,000,000.00	-	10,000,000.00
22020612	BURIAL EXPENSES	-	-	-	1,000,000.00	-	1,000,000.00
22020613	SOFTWARE RENEWALS	-	-	-	500,000.00	-	500,000.00
220207	CONSULTING & PROFESSIONAL SERVICES - GENERAL	3,199,000.00	13,000,000.00	5,800,000.00	18,500,000.00	34,000,000.00	52,500,000.00
22020701	FINANCIAL CONSULTING	2,599,000.00	5,000,000.00	1,500,000.00	4,000,000.00	-	4,000,000.00
22020702	INFORMATION TECHNOLOGY CONSULT	-	1,500,000.00	-	2,500,000.00	6,000,000.00	8,500,000.00
22020703	LEGAL SERVICES	600,000.00	2,000,000.00	800,000.00	2,000,000.00	-	2,000,000.00
22020706	SURVEYING SERVICES	-	2,000,000.00	-	7,000,000.00	28,000,000.00	35,000,000.00
22020707	AGRICULTURAL CONSULTING	-	1,500,000.00	3,500,000.00	2,000,000.00	-	2,000,000.00
22020708	MEDICAL CONSULTING	-	1,000,000.00	-	-	-	-
22020709	RESEARCH SERVICES	-	-	-	1,000,000.00	-	1,000,000.00
220208	FUEL & LUBRICANTS - GENERAL	-	15,000,000.00	4,995,975.27	9,000,000.00	-	9,000,000.00
22020801	FUEL AND LUBRICANT - GENERAL	-	3,500,000.00	500,000.00	3,000,000.00	-	3,000,000.00
22020802	OTHER TRANSPORT EQUIPMENT FUEL	-	1,000,000.00	-	-	-	-
22020803	PLANT / GENERATOR FUEL COST	-	10,500,000.00	4,495,975.27	6,000,000.00	-	6,000,000.00
220209	FINANCIAL CHARGES - GENERAL	703,870.00	3,000,000.00	1,750,000.00	4,000,000.00	-	4,000,000.00
22020901	BANK CHARGES : OTHER THAN INTEREST	703,870.00	3,000,000.00	1,750,000.00	4,000,000.00	-	4,000,000.00
220210	MISCELLANEOUS EXPENSES GENERAL	65,406,400.00	196,000,000.00	62,955,000.00	676,600,000.00	- 24,500,000.00	652,100,000.00
22021001	REFRESHMENT AND MEALS	18,564,900.00	34,500,000.00	12,755,000.00	130,500,000.00	3,000,000.00	127,500,000.00
22021002	HONORARIUM AND SITTING ALLOWANCE	5,800,000.00	12,500,000.00	3,000,000.00	31,400,000.00	-	31,400,000.00
22021003	PUBLICITY AND ADVERTISEMENT	760,000.00	2,000,000.00	-	2,000,000.00	-	2,000,000.00
22021006	POSTAGES AND COURIER SERVICES	-	100,000.00	-	-	-	-
22021007	WELFARE PACKAGES/DONATIONS/FINANCIAL ASSISTANCE	33,631,500.00	90,400,000.00	40,400,000.00	228,500,000.00	10,000,000.00	218,500,000.00
22021009	SPORTING ACTIVITIES	-	3,500,000.00	-	-	-	-
22021011	RECRUITMENT AND APPOINTMENT (SERVICE WIDE)	1,450,000.00	2,000,000.00	800,000.00	1,000,000.00	-	1,000,000.00
22021013	PROMOTION (SERVICE WIDE)	-	6,000,000.00	700,000.00	3,000,000.00	-	3,000,000.00
22021014	ANNUAL BUDGET EXPENSES AND ADMINISTRATION	-	10,000,000.00	-	18,000,000.00	21,500,000.00	39,500,000.00
22021018	GENDER	-	2,000,000.00	-	4,000,000.00	-	4,000,000.00
22021020	YOUTH DEVELOPMENT	-	3,000,000.00	-	2,000,000.00	-	2,000,000.00
22021021	NATIONAL YOUTH SERVICE CORPS (NYSC) MATTERS	-	4,000,000.00	-	4,000,000.00	-	4,000,000.00
22021022	ADVOCY AND SENSITIZATION	-	5,000,000.00	-	5,000,000.00	-	5,000,000.00
22021023	DATA COLLECTION/STATISTICAL ACTIVITIES	-	3,000,000.00	-	2,000,000.00	-	2,000,000.00
22021024	PREPARATION OF LOCAL GOVERNMENT DEVELOPMENT PLAN (LGDP)	-	-	-	4,000,000.00	-	4,000,000.00
22021025	RELIGIOUS MATTERS	-	2,000,000.00	1,000,000.00	2,000,000.00	-	2,000,000.00
22021026	BOUNDARY MATTERS	-	-	-	2,000,000.00	-	2,000,000.00
22021028	EMPOWERMENT PROGRAMMES	-	-	-	3,000,000.00	-	3,000,000.00
22021030	CULTURAL ACTIVITIES	-	-	-	15,000,000.00	-	15,000,000.00
22021031	POLITICAL LIAISON ACTIVITIES	-	-	-	7,000,000.00	-	7,000,000.00
22021033	Support to Orphan and Vulnerable Children (Ovc)	-	-	-	4,000,000.00	-	4,000,000.00
22021034	People with Disability (PWD)	-	-	-	4,000,000.00	-	4,000,000.00
22021035	Women Development Activities	-	-	-	7,000,000.00	-	7,000,000.00
22021038	SPECIAL DAY/CELEBRATIONS	4,700,000.00	13,000,000.00	4,300,000.00	15,000,000.00	-	15,000,000.00
22021039	FURNITURE ALLOWANCE	-	-	-	67,200,000.00	-	67,200,000.00
22021040	BUDGET PUBLIC CONSULTATION/COMMUNITY ENGAGEMENT	-	-	-	5,000,000.00	-	5,000,000.00
22021041	MARGIN FOR INCREASE COST/EMERGENCY PROVISIONS (SUBVENTIONS)	500,000.00	3,000,000.00	-	100,000,000.00	30,000,000.00	70,000,000.00
22021042	LGC COUNTERPERT SUPPORT TO DONOR AGENCIES (USAID)	-	-	-	5,000,000.00	3,000,000.00	2,000,000.00
22021043	LGC COUNTERPERT SUPPORT TO DONOR AGENCIES (HOPE-GOV)	-	-	-	5,000,000.00	-	5,000,000.00
2204	GRANTS AND CONTRIBUTIONS GENERAL	2,950,000.00	30,000,000.00	8,000,000.00	11,000,000.00	-	11,000,000.00
220401	LOCAL GRANTS AND CONTRIBUTIONS	2,950,000.00	30,000,000.00	8,000,000.00	11,000,000.00	-	11,000,000.00
22040105	GRANTS TO GOVERNMENT AGENCIES - RECURRENT	-	7,000,000.00	3,000,000.00	-	-	-
22040109	GRANTS TO COMMUNITIES/NGOS	2,950,000.00	23,000,000.00	5,000,000.00	11,000,000.00	-	11,000,000.00
2205	SUBSIDIES GENERAL	3,042,500.00	23,000,000.00	4,000,000.00	-	-	-
220501	SUBSIDY TO PUBLIC/PUBLIC INSTITUTIONS	3,042,500.00	23,000,000.00	4,000,000.00	-	-	-
22050102	MEAL SUBSIDY TO GOVERNMENT SCHOOLS	3,042,500.00	6,000,000.00	-	-	-	-
22050103	SUBVENTION	-	3,000,000.00	-	-	-	-
22050105	EDUCATIONAL SUBSIDY	-	12,000,000.00	4,000,000.00	-	-	-
22050106	HEALTH SUBSIDY	-	2,000,000.00	-	-	-	-
2206	PUBLIC DEBT CHARGES	-	10,000,000.00	1,000,000.00	10,000,000.00	-	10,000,000.00
220604	DOMESTIC PRINCIPAL	-	10,000,000.00	1,000,000.00	10,000,000.00	-	10,000,000.00
22060401	DOMESTIC PRINCIPLE - SHORT TERM BORROWINGS	-	10,000,000.00	1,000,000.00	10,000,000.00	-	10,000,000.00
23	CAPITAL EXPENDITURE	45,731,500.00	2,895,000,000.00	170,600,000.00	2,994,200,000.00	409,000,000.00	3,403,200,000.00
2301	FIXED ASSETS PURCHASED	1,000,000.00	901,000,000.00	40,000,000.00	664,200,000.00	180,000,000.00	484,200,000.00

Code	Item	2023 Full Year Actuals	2024 Approved Budget	2024 Performance January to June	2025 Approved Budget	2025 Adjustments	2025 Revised Budget
230101	PURCHASE OF FIXED ASSETS - GENERAL	1,000,000.00	901,000,000.00	40,000,000.00	664,200,000.00	- 180,000,000.00	484,200,000.00
23010105	PURCHASE OF MOTOR VEHICLES	-	170,000,000.00	-	185,000,000.00	- 125,000,000.00	60,000,000.00
23010107	PURCHASE OF TRUCKS	-	45,000,000.00	-	-	-	-
23010108	PURCHASE OF BUSES	-	25,000,000.00	-	-	-	-
23010112	PURCHASE OF OFFICE FURNITURE AND FITTINGS	-	308,500,000.00	-	214,700,000.00	- 25,000,000.00	189,700,000.00
23010113	PURCHASE OF COMPUTERS	-	76,000,000.00	40,000,000.00	88,000,000.00	-	88,000,000.00
23010114	PURCHASE OF COMPUTER PRINTERS	-	7,000,000.00	-	5,500,000.00	-	5,500,000.00
23010115	PURCHASE OF PHOTOCOPYING MACHINES	-	12,500,000.00	-	6,000,000.00	-	6,000,000.00
23010116	PURCHASE OF TYPEWRITERS	-	200,000.00	-	1,000,000.00	-	1,000,000.00
23010117	PURCHASE OF SHREDDING MACHINES	-	1,000,000.00	-	-	-	-
23010118	PURCHASE OF SCANNERS	-	3,000,000.00	-	-	-	-
23010119	PURCHASE OF POWER GENERATING SET	-	7,500,000.00	-	-	-	-
23010120	PURCHASE OF CANTEN / KITCHEN EQUIPMENT	-	1,000,000.00	-	1,000,000.00	-	1,000,000.00
23010122	PURCHASE OF HEALTH / MEDICAL EQUIPMENT	-	100,000,000.00	-	75,000,000.00	-	75,000,000.00
23010124	PURCHASE OF TEACHING / LEARNING AID EQUIPMENT	-	19,500,000.00	-	43,000,000.00	- 30,000,000.00	13,000,000.00
23010125	PURCHASE OF LIBRARY BOOKS & EQUIPMENT	-	4,800,000.00	-	-	-	-
23010127	PURCHASE OF AGRICULTURAL EQUIPMENT	-	44,000,000.00	-	-	-	-
23010128	PURCHASE OF SECURITY EQUIPMENT	-	20,000,000.00	-	10,000,000.00	-	10,000,000.00
23010129	PURCHASE OF INDUSTRIAL EQUIPMENT	1,000,000.00	56,000,000.00	-	35,000,000.00	-	35,000,000.00
2302	CONSTRUCTION / PROVISION	13,700,000.00	1,233,500,000.00	113,350,000.00	1,190,000,000.00	687,000,000.00	1,877,000,000.00
230201	CONSTRUCTION / PROVISION OF FIXED ASSETS - GENERAL	13,700,000.00	1,233,500,000.00	113,350,000.00	1,190,000,000.00	687,000,000.00	1,877,000,000.00
23020103	CONSTRUCTION / PROVISION OF ELECTRICITY	-	69,000,000.00	-	254,000,000.00	160,000,000.00	414,000,000.00
23020104	CONSTRUCTION / PROVISION OF HOUSING	-	247,000,000.00	-	95,000,000.00	-	95,000,000.00
23020105	CONSTRUCTION / PROVISION OF WATER FACILITIES	-	213,000,000.00	-	120,000,000.00	-	120,000,000.00
23020106	CONSTRUCTION / PROVISION OF HOSPITALS / HEALTH CENTRES	-	60,000,000.00	-	-	-	-
23020113	CONSTRUCTION / PROVISION OF AGRICULTURAL FACILITIES	-	70,000,000.00	-	25,000,000.00	75,000,000.00	100,000,000.00
23020114	CONSTRUCTION / PROVISION OF ROADS	13,700,000.00	184,500,000.00	45,000,000.00	46,000,000.00	-	46,000,000.00
23020116	CONSTRUCTION / PROVISION OF WATER-WAYS	-	50,000,000.00	-	80,000,000.00	-	80,000,000.00
23020118	CONSTRUCTION / PROVISION OF INFRASTRUCTURE	-	70,000,000.00	-	65,000,000.00	-	65,000,000.00
23020122	CONSTRUCTION OF BOUNDARY PILLARS/ RIGHT OF WAYS	-	85,000,000.00	22,000,000.00	80,000,000.00	-	80,000,000.00
23020123	CONSTRUCTION OF TRAFFIC /STREET LIGHTS	-	30,000,000.00	-	215,000,000.00	- 50,000,000.00	165,000,000.00
23020124	CONSTRUCTION OF MARKETS/PARKS	-	105,000,000.00	-	200,000,000.00	502,000,000.00	702,000,000.00
23020127	CONSTRUCTION OF ICT INFRASTRUCTURES	-	50,000,000.00	46,350,000.00	10,000,000.00	-	10,000,000.00
2303	REHABILITATION / REPAIRS	5,500,000.00	300,500,000.00	17,250,000.00	605,000,000.00	- 90,000,000.00	515,000,000.00
230301	REHABILITATION / REPAIRS OF FIXED ASSETS - GENERAL	5,500,000.00	300,500,000.00	17,250,000.00	605,000,000.00	- 90,000,000.00	515,000,000.00
23030102	REHABILITATION / REPAIRS - ELECTRICITY	-	60,000,000.00	-	60,000,000.00	- 40,000,000.00	20,000,000.00
23030103	REHABILITATION / REPAIRS - HOUSING	-	20,000,000.00	-	60,000,000.00	-	60,000,000.00
23030105	REHABILITATION / REPAIRS - HOSPITAL / HEALTH CENTRES	-	30,000,000.00	-	160,000,000.00	- 40,000,000.00	120,000,000.00
23030106	REHABILITATION / REPAIRS - PUBLIC SCHOOLS	3,500,000.00	55,000,000.00	-	95,000,000.00	- 10,000,000.00	85,000,000.00
23030113	REHABILITATION / REPAIRS - ROADS	2,000,000.00	42,500,000.00	-	100,000,000.00	-	100,000,000.00
23030121	REHABILITATION / REPAIRS OF OFFICE BUILDINGS	-	93,000,000.00	17,250,000.00	130,000,000.00	-	130,000,000.00
2305	OTHER CAPITAL PROJECTS	25,531,500.00	460,000,000.00	-	535,000,000.00	- 8,000,000.00	527,000,000.00
230501	ACQUISITION OF NON TANGIBLE ASSETS	25,531,500.00	460,000,000.00	-	535,000,000.00	- 8,000,000.00	527,000,000.00
23050101	RESEARCH AND DEVELOPMENT	10,031,500.00	408,000,000.00	-	435,000,000.00	-	435,000,000.00
23050103	MONITORING AND EVALUATION	-	2,000,000.00	-	10,000,000.00	-	10,000,000.00
23050104	ANNIVERSARIES/CELEBRATIONS	15,500,000.00	50,000,000.00	-	10,000,000.00	-	10,000,000.00
23050108	MARGIN FOR INCREASES IN COSTS (CAPITAL)	-	-	-	80,000,000.00	- 8,000,000.00	72,000,000.00

503220 - NSIT UBIUM Local Government, Akwa Ibom State - 2025 Budget: Total Expenditure by Function

Code	Item	2023 Full Year Actuals	2024 Approved Budget	2024 Performance January to June	2025 Approved Budget	2025 Adjustments	2025 Revised Budget
	Total Expenditure	657,546,969.02	5,685,000,000.00	515,765,789.00	6,392,000,000.00	407,000,000.00	6,799,000,000.00
701	GENERAL PUBLIC SERVICES	607,361,500.02	3,505,950,000.00	416,715,789.00	4,471,500,000.00	-	4,401,500,000.00
7011	EXECUTIVE AND LEGISLATIVE ORGANS, FINANCIAL AND FISCAL AFFAIRS,	197,487,744.39	962,519,500.00	198,039,472.09	1,675,918,800.00	67,000,000.00	1,742,918,800.00
70111	EXECUTIVE AND LEGISLATIVE ORGANS	197,487,744.39	952,519,500.00	197,039,472.09	1,665,918,800.00	67,000,000.00	1,732,918,800.00
70112	FINANCIAL AND FISCAL AFFAIRS	-	10,000,000.00	1,000,000.00	10,000,000.00	-	10,000,000.00
7013	GENERAL SERVICES	409,873,755.63	2,533,430,500.00	218,676,316.91	2,795,581,200.00	-	2,598,581,200.00
70131	GENERAL PERSONNEL SERVICES	339,533,005.20	885,830,500.00	164,909,316.91	957,831,200.00	-	907,831,200.00
70132	OVERALL PLANNING AND STATISTICAL SERVICES	-	50,000,000.00	-	27,200,000.00	-	17,200,000.00
70133	OTHER GENERAL SERVICES	70,340,750.43	1,597,600,000.00	53,767,000.00	1,810,550,000.00	-	1,673,550,000.00
7015	R&D GENERAL PUBLIC SERVICES	-	10,000,000.00	-	-	-	-
70151	R&D GENERAL PUBLIC SERVICES	-	10,000,000.00	-	-	-	-
7016	GENERAL PUBLIC SERVICES N.E.C.	-	-	-	-	60,000,000.00	60,000,000.00
70161	GENERAL PUBLIC SERVICES N.E.C.	-	-	-	-	60,000,000.00	60,000,000.00
704	ECONOMIC AFFAIRS	18,150,000.00	888,500,000.00	48,000,000.00	948,000,000.00	487,000,000.00	1,435,000,000.00
7041	GENERAL ECONOMIC, COMMERCIAL, AND LABOUR AFFAIRS	-	188,000,000.00	-	212,000,000.00	502,000,000.00	714,000,000.00
70411	GENERAL ECONOMIC AND COMMERCIALAFFAIRS	-	188,000,000.00	-	212,000,000.00	502,000,000.00	714,000,000.00
7042	AGRICULTURE, FORESTRY, FISHING, AND HUNTING	2,450,000.00	130,000,000.00	3,000,000.00	36,000,000.00	75,000,000.00	111,000,000.00
70421	AGRICULTURE	2,450,000.00	130,000,000.00	3,000,000.00	36,000,000.00	75,000,000.00	111,000,000.00
7043	FUEL AND ENERGY	-	159,000,000.00	-	404,000,000.00	-	334,000,000.00
70435	ELECTRICITY	-	159,000,000.00	-	404,000,000.00	-	334,000,000.00
7045	TRANSPORT	15,700,000.00	204,500,000.00	45,000,000.00	146,000,000.00	-	146,000,000.00
70451	ROAD TRANSPORT	15,700,000.00	204,500,000.00	45,000,000.00	146,000,000.00	-	146,000,000.00
7049	ECONOMIC AFFAIRS N.E.C	-	207,000,000.00	-	150,000,000.00	-	130,000,000.00
70491	ECONOMIC AFFAIRS N.E.C.	-	207,000,000.00	-	150,000,000.00	-	130,000,000.00
705	ENVIRONMENTAL PROTECTION	1,500,000.00	162,500,000.00	-	176,000,000.00	-	176,000,000.00
7051	WASTE MANAGEMENT	1,000,000.00	41,000,000.00	-	30,000,000.00	-	30,000,000.00
70511	WASTE MANAGEMENT	1,000,000.00	41,000,000.00	-	30,000,000.00	-	30,000,000.00
7054	PROTECTION OF BIODIVERSITYAND LANDSCAPE	-	120,500,000.00	-	146,000,000.00	-	146,000,000.00
70541	PROTECTION OF BIODIVERSITY AND LANDSCAPE	-	120,500,000.00	-	146,000,000.00	-	146,000,000.00
7056	ENVIRONMENTAL PROTECTION N.E.C.	500,000.00	1,000,000.00	-	-	-	-
70561	ENVIRONMENTAL PROTECTION N.E.C.	500,000.00	1,000,000.00	-	-	-	-
706	HOUSING AND COMMUNITY AMMENITIES	26,535,469.00	182,000,000.00	-	95,000,000.00	-	95,000,000.00
7061	HOUSING DEVELOPMENT	26,535,469.00	15,000,000.00	-	-	-	-
70611	HOUSING DEVELOPMENT	26,535,469.00	15,000,000.00	-	-	-	-
7066	HOUSING AND COMMUNITY AMENITIES N.E.C.	-	167,000,000.00	-	95,000,000.00	-	95,000,000.00
70661	HOUSING AND COMMUNITY AMENITIES N.E.C.	-	167,000,000.00	-	95,000,000.00	-	95,000,000.00
707	HEALTH	-	170,000,000.00	-	54,500,000.00	-	54,500,000.00
7071	MEDICAL PRODUCTS, APPLIANCES, AND EQUIPMENT	-	10,000,000.00	-	14,500,000.00	-	14,500,000.00
70711	PHARMACEUTICAL PRODUCTS	-	-	-	4,000,000.00	-	4,000,000.00
70712	OTHER MEDICAL PRODUCTS	-	10,000,000.00	-	10,500,000.00	-	10,500,000.00
7074	PUBLIC HEALTH SERVICES	-	160,000,000.00	-	40,000,000.00	-	40,000,000.00
70741	PUBLIC HEALTH SERVICES	-	160,000,000.00	-	40,000,000.00	-	40,000,000.00
708	RECREATION, CULTURE AND RELIGION	-	-	-	15,000,000.00	-	15,000,000.00
7082	CULTURAL SERVICES	-	-	-	15,000,000.00	-	15,000,000.00
70821	CULTURAL SERVICES	-	-	-	15,000,000.00	-	15,000,000.00
709	EDUCATION	3,500,000.00	770,050,000.00	50,350,000.00	630,000,000.00	-	620,000,000.00
7091	PRE-PRIMARY AND PRIMARY EDUCATION	-	655,050,000.00	-	600,000,000.00	-	600,000,000.00
70912	PRIMARY EDUCATION	-	655,050,000.00	-	600,000,000.00	-	600,000,000.00
7095	EDUCATION NOT DEFINABLE BY LEVEL	3,500,000.00	55,000,000.00	-	20,000,000.00	-	10,000,000.00
70951	EDUCATION NOT DEFINABLE BY LEVEL	3,500,000.00	55,000,000.00	-	20,000,000.00	-	10,000,000.00
7098	EDUCATION N.E.C.	-	60,000,000.00	50,350,000.00	10,000,000.00	-	10,000,000.00
70981	EDUCATION N.E.C	-	60,000,000.00	50,350,000.00	10,000,000.00	-	10,000,000.00
710	SOCIAL PROTECTION	500,000.00	6,000,000.00	700,000.00	2,000,000.00	-	2,000,000.00
7104	FAMILY AND CHILDREN	-	4,000,000.00	-	2,000,000.00	-	2,000,000.00
71041	FAMILY AND CHILDREN	-	4,000,000.00	-	2,000,000.00	-	2,000,000.00
7109	SOCIAL PROTECTION N.E.C.	500,000.00	2,000,000.00	700,000.00	-	-	-
71091	SOCIAL PROTECTION N.E.C.	500,000.00	2,000,000.00	700,000.00	-	-	-

503220 - NSIT UBIUM Local Government, Akwa Ibom State - 2025 Budget: Personnel Expenditure by Function

Code	Item	2023 Full Year Actuals	2024 Approved Budget	2024 Performance January to June	2025 Approved Budget	2025 Adjustments	2025 Revised Budget
	Total Personnel Expenditure	437,147,218.59	2,160,000,000.00	186,642,813.73	2,071,500,000.00	-	2,071,500,000.00
701	GENERAL PUBLIC SERVICES	410,611,749.59	1,495,000,000.00	186,642,813.73	1,471,500,000.00	-	1,471,500,000.00
7011	EXECUTIVE AND LEGISLATIVE ORGANS, FINANCIAL AND FISCAL AFFAIRS,	71,078,744.39	109,169,500.00	21,733,496.82	113,668,800.00	72,000,000.00	185,668,800.00
70111	EXECUTIVE AND LEGISLATIVE ORGANS	71,078,744.39	109,169,500.00	21,733,496.82	113,668,800.00	72,000,000.00	185,668,800.00
7013	GENERAL SERVICES	339,533,005.20	1,385,830,500.00	164,909,316.91	1,357,831,200.00	-	1,285,831,200.00
70131	GENERAL PERSONNEL SERVICES	339,533,005.20	885,830,500.00	164,909,316.91	957,831,200.00	-	907,831,200.00
70133	OTHER GENERAL SERVICES	-	500,000,000.00	-	400,000,000.00	-	378,000,000.00
706	HOUSING AND COMMUNITY AMMENITIES	26,535,469.00	15,000,000.00	-	-	-	-
7061	HOUSING DEVELOPMENT	26,535,469.00	15,000,000.00	-	-	-	-
70611	HOUSING DEVELOPMENT	26,535,469.00	15,000,000.00	-	-	-	-
709	EDUCATION	-	650,000,000.00	-	600,000,000.00	-	600,000,000.00
7091	PRE-PRIMARY AND PRIMARY EDUCATION	-	650,000,000.00	-	600,000,000.00	-	600,000,000.00
70912	PRIMARY EDUCATION	-	650,000,000.00	-	600,000,000.00	-	600,000,000.00

503220 - NSIT UBIUM Local Government, Akwa Ibom State - 2025 Budget: Overhead Expenditure by Function

Code	Item	2023 Full Year Actuals	2024 Approved Budget	2024 Performance January to June	2025 Approved Budget	2025 Adjustments	2025 Revised Budget
	Total Overhead Expenditure	174,668,250.43	630,000,000.00	158,522,975.27	1,326,300,000.00	- 2,000,000.00	1,324,300,000.00
701	GENERAL PUBLIC SERVICES	171,218,250.43	584,450,000.00	150,822,975.27	1,270,800,000.00	- 2,000,000.00	1,268,800,000.00
7011	EXECUTIVE AND LEGISLATIVE ORGANS, FINANCIAL AND FISCAL AFFAIRS,	124,537,500.00	323,350,000.00	97,055,975.27	720,250,000.00	10,000,000.00	730,250,000.00
70111	EXECUTIVE AND LEGISLATIVE ORGANS	124,537,500.00	313,350,000.00	96,055,975.27	710,250,000.00	10,000,000.00	720,250,000.00
70112	FINANCIAL AND FISCAL AFFAIRS	-	10,000,000.00	1,000,000.00	10,000,000.00	-	10,000,000.00
7013	GENERAL SERVICES	46,680,750.43	261,100,000.00	53,767,000.00	550,550,000.00	- 12,000,000.00	538,550,000.00
70133	OTHER GENERAL SERVICES	46,680,750.43	261,100,000.00	53,767,000.00	550,550,000.00	- 12,000,000.00	538,550,000.00
704	ECONOMIC AFFAIRS	2,450,000.00	13,000,000.00	3,000,000.00	23,000,000.00	-	23,000,000.00
7041	GENERAL ECONOMIC, COMMERCIAL, AND LABOUR AFFAIRS	-	3,000,000.00	-	12,000,000.00	-	12,000,000.00
70411	GENERAL ECONOMIC AND COMMERCIALAFFAIRS	-	3,000,000.00	-	12,000,000.00	-	12,000,000.00
7042	AGRICULTURE, FORESTRY, FISHING, AND HUNTING	2,450,000.00	10,000,000.00	3,000,000.00	11,000,000.00	-	11,000,000.00
70421	AGRICULTURE	2,450,000.00	10,000,000.00	3,000,000.00	11,000,000.00	-	11,000,000.00
705	ENVIRONMENTAL PROTECTION	500,000.00	1,500,000.00	-	1,000,000.00	-	1,000,000.00
7054	PROTECTION OF BIODIVERSITYAND LANDSCAPE	-	500,000.00	-	1,000,000.00	-	1,000,000.00
70541	PROTECTION OF BIODIVERSITY AND LANDSCAPE	-	500,000.00	-	1,000,000.00	-	1,000,000.00
7056	ENVIRONMENTAL PROTECTION N.E.C.	500,000.00	1,000,000.00	-	-	-	-
70561	ENVIRONMENTAL PROTECTION N.E.C.	500,000.00	1,000,000.00	-	-	-	-
707	HEALTH	-	10,000,000.00	-	14,500,000.00	-	14,500,000.00
7071	MEDICAL PRODUCTS, APPLIANCES, AND EQUIPMENT	-	10,000,000.00	-	14,500,000.00	-	14,500,000.00
70711	PHARMACEUTICAL PRODUCTS	-	-	-	4,000,000.00	-	4,000,000.00
70712	OTHER MEDICAL PRODUCTS	-	10,000,000.00	-	10,500,000.00	-	10,500,000.00
708	RECREATION, CULTURE AND RELIGION	-	-	-	15,000,000.00	-	15,000,000.00
7082	CULTURAL SERVICES	-	-	-	15,000,000.00	-	15,000,000.00
70821	CULTURAL SERVICES	-	-	-	15,000,000.00	-	15,000,000.00
709	EDUCATION	-	15,050,000.00	4,000,000.00	-	-	-
7091	PRE-PRIMARY AND PRIMARY EDUCATION	-	5,050,000.00	-	-	-	-
70912	PRIMARY EDUCATION	-	5,050,000.00	-	-	-	-
7098	EDUCATION N.E.C.	-	10,000,000.00	4,000,000.00	-	-	-
70981	EDUCATION N.E.C	-	10,000,000.00	4,000,000.00	-	-	-
710	SOCIAL PROTECTION	500,000.00	6,000,000.00	700,000.00	2,000,000.00	-	2,000,000.00
7104	FAMILY AND CHILDREN	-	4,000,000.00	-	2,000,000.00	-	2,000,000.00
71041	FAMILY AND CHILDREN	-	4,000,000.00	-	2,000,000.00	-	2,000,000.00
7109	SOCIAL PROTECTION N.E.C.	500,000.00	2,000,000.00	700,000.00	-	-	-
71091	SOCIAL PROTECTION N.E.C.	500,000.00	2,000,000.00	700,000.00	-	-	-

503220 - NSIT UBIUM Local Government, Akwa Ibom State - 2025 Budget: Capital Expenditure by Function

Code	Item	2023 Full Year Actuals	2024 Approved Budget	2024 Performance January to June	2025 Approved Budget	2025 Adjustments	2025 Revised Budget
	Total Capital Expenditure	45,731,500.00	2,895,000,000.00	170,600,000.00	2,994,200,000.00	409,000,000.00	3,403,200,000.00
701	GENERAL PUBLIC SERVICES	25,531,500.00	1,426,500,000.00	79,250,000.00	1,729,200,000.00	- 68,000,000.00	1,661,200,000.00
7011	EXECUTIVE AND LEGISLATIVE ORGANS, FINANCIAL AND FISCAL AFFAIRS,	1,871,500.00	530,000,000.00	79,250,000.00	842,000,000.00	- 15,000,000.00	827,000,000.00
70111	EXECUTIVE AND LEGISLATIVE ORGANS	1,871,500.00	530,000,000.00	79,250,000.00	842,000,000.00	- 15,000,000.00	827,000,000.00
7013	GENERAL SERVICES	23,660,000.00	886,500,000.00	-	887,200,000.00	- 113,000,000.00	774,200,000.00
70132	OVERALL PLANNING AND STATISTICAL SERVICES	-	50,000,000.00	-	27,200,000.00	- 10,000,000.00	17,200,000.00
70133	OTHER GENERAL SERVICES	23,660,000.00	836,500,000.00	-	860,000,000.00	- 103,000,000.00	757,000,000.00
7015	R&D GENERAL PUBLIC SERVICES	-	10,000,000.00	-	-	-	-
70151	R&D GENERAL PUBLIC SERVICES	-	10,000,000.00	-	-	-	-
7016	GENERAL PUBLIC SERVICES N.E.C.	-	-	-	-	60,000,000.00	60,000,000.00
70161	GENERAL PUBLIC SERVICES N.E.C.	-	-	-	-	60,000,000.00	60,000,000.00
704	ECONOMIC AFFAIRS	15,700,000.00	875,500,000.00	45,000,000.00	925,000,000.00	487,000,000.00	1,412,000,000.00
7041	GENERAL ECONOMIC, COMMERCIAL, AND LABOUR AFFAIRS	-	185,000,000.00	-	200,000,000.00	502,000,000.00	702,000,000.00
70411	GENERAL ECONOMIC AND COMMERCIALAFFAIRS	-	185,000,000.00	-	200,000,000.00	502,000,000.00	702,000,000.00
7042	AGRICULTURE, FORESTRY, FISHING, AND HUNTING	-	120,000,000.00	-	25,000,000.00	75,000,000.00	100,000,000.00
70421	AGRICULTURE	-	120,000,000.00	-	25,000,000.00	75,000,000.00	100,000,000.00
7043	FUEL AND ENERGY	-	159,000,000.00	-	404,000,000.00	- 70,000,000.00	334,000,000.00
70435	ELECTRICITY	-	159,000,000.00	-	404,000,000.00	- 70,000,000.00	334,000,000.00
7045	TRANSPORT	15,700,000.00	204,500,000.00	45,000,000.00	146,000,000.00	-	146,000,000.00
70451	ROAD TRANSPORT	15,700,000.00	204,500,000.00	45,000,000.00	146,000,000.00	-	146,000,000.00
7049	ECONOMIC AFFAIRS N.E.C	-	207,000,000.00	-	150,000,000.00	- 20,000,000.00	130,000,000.00
70491	ECONOMIC AFFAIRS N.E.C.	-	207,000,000.00	-	150,000,000.00	- 20,000,000.00	130,000,000.00
705	ENVIRONMENTAL PROTECTION	1,000,000.00	161,000,000.00	-	175,000,000.00	-	175,000,000.00
7051	WASTE MANAGEMENT	1,000,000.00	41,000,000.00	-	30,000,000.00	-	30,000,000.00
70511	WASTE MANAGEMENT	1,000,000.00	41,000,000.00	-	30,000,000.00	-	30,000,000.00
7054	PROTECTION OF BIODIVERSITYAND LANDSCAPE	-	120,000,000.00	-	145,000,000.00	-	145,000,000.00
70541	PROTECTION OF BIODIVERSITY AND LANDSCAPE	-	120,000,000.00	-	145,000,000.00	-	145,000,000.00
706	HOUSING AND COMMUNITY AMMENITIES	-	167,000,000.00	-	95,000,000.00	-	95,000,000.00
7066	HOUSING AND COMMUNITY AMENITIES N.E.C.	-	167,000,000.00	-	95,000,000.00	-	95,000,000.00
70661	HOUSING AND COMMUNITY AMENITIES N.E.C.	-	167,000,000.00	-	95,000,000.00	-	95,000,000.00
707	HEALTH	-	160,000,000.00	-	40,000,000.00	-	40,000,000.00
7074	PUBLIC HEALTH SERVICES	-	160,000,000.00	-	40,000,000.00	-	40,000,000.00
70741	PUBLIC HEALTH SERVICES	-	160,000,000.00	-	40,000,000.00	-	40,000,000.00
709	EDUCATION	3,500,000.00	105,000,000.00	46,350,000.00	30,000,000.00	- 10,000,000.00	20,000,000.00
7095	EDUCATION NOT DEFINABLE BY LEVEL	3,500,000.00	55,000,000.00	-	20,000,000.00	- 10,000,000.00	10,000,000.00
70951	EDUCATION NOT DEFINABLE BY LEVEL	3,500,000.00	55,000,000.00	-	20,000,000.00	- 10,000,000.00	10,000,000.00
7098	EDUCATION N.E.C.	-	50,000,000.00	46,350,000.00	10,000,000.00	-	10,000,000.00
70981	EDUCATION N.E.C	-	50,000,000.00	46,350,000.00	10,000,000.00	-	10,000,000.00

503220 - NSIT UBIUM Local Government, Akwa Ibom State - 2025 Budget: Total Expenditure by Location

Code	Item	2023 Full Year Actuals	2024 Approved Budget	2024 Performance January to June	2025 Approved Budget	2025 Adjustments	2025 Revised Budget
503	AKWA IBOM STATE	657,546,969.02	5,685,000,000.00	515,765,789.00	6,392,000,000.00	407,000,000.00	6,799,000,000.00
5032	AKWA IBOM NORTH EAST	657,546,969.02	5,685,000,000.00	515,765,789.00	6,392,000,000.00	407,000,000.00	6,799,000,000.00
503220	NSIT UBIUM	657,546,969.02	5,685,000,000.00	515,765,789.00	6,392,000,000.00	407,000,000.00	6,799,000,000.00
50322001	IBIAKPAN/OBOTIM I	1,500,000.00	51,000,000.00	1,500,000.00	44,000,000.00	-	44,000,000.00
50322002	IBIAKPAN/OBOTIM II	-	155,000,000.00	-	60,000,000.00	-	60,000,000.00
50322003	ITRETO	1,000,000.00	44,000,000.00	1,000,000.00	52,000,000.00	60,000,000.00	112,000,000.00
50322004	NDIYA I	53,676,750.43	1,531,700,000.00	188,202,975.27	1,758,850,000.00	-	1,699,850,000.00
50322005	NDIYA II	1,000,000.00	21,000,000.00	-	94,000,000.00	-	94,000,000.00
50322006	UBIUM NORTH I	1,500,000.00	75,000,000.00	-	57,000,000.00	152,000,000.00	209,000,000.00
50322007	UBIUM NORTH II	1,000,000.00	86,000,000.00	1,000,000.00	146,000,000.00	-	146,000,000.00
50322008	UBIUM NORTH III	2,700,000.00	120,000,000.00	-	50,000,000.00	-	50,000,000.00
50322009	UBIUM SOUTH I	-	50,000,000.00	-	50,000,000.00	350,000,000.00	400,000,000.00
50322010	UBIUM SOUTH II	3,000,000.00	79,000,000.00	-	112,000,000.00	-	112,000,000.00
50322011	UBIUM SOUTH III	1,500,000.00	127,000,000.00	-	143,000,000.00	-	143,000,000.00
50322097	LG Wide	590,640,218.59	3,302,300,000.00	324,062,813.73	3,825,150,000.00	-	3,729,150,000.00
50322098	Outside LG	30,000.00	43,000,000.00	-	-	-	-

503220 - NSIT UBIUM Local Government, Akwa Ibom State - 2025 Budget: Personnel Expenditure by Location

Code	Item	2023 Full Year Actuals	2024 Approved Budget	2024 Performance January to June	2025 Approved Budget	2025 Revised Budget
503	AKWA IBOM STATE	437,147,218.59	2,160,000,000.00	186,642,813.73	2,071,500,000.00	2,071,500,000.00
5032	AKWA IBOM NORTH EAST	437,147,218.59	2,160,000,000.00	186,642,813.73	2,071,500,000.00	2,071,500,000.00
503220	NSIT UBIUM	437,147,218.59	2,160,000,000.00	186,642,813.73	2,071,500,000.00	2,071,500,000.00
50322097	LG Wide	437,147,218.59	2,160,000,000.00	186,642,813.73	2,071,500,000.00	2,071,500,000.00

503220 - NSIT UBIUM Local Government, Akwa Ibom State - 2025 Budget: Overhead Expenditure by Location

Code	Item	2023 Full Year Actuals	2024 Approved Budget	2024 Performance January to June	2025 Approved Budget	2025 Adjustments	2025 Revised Budget
503	AKWA IBOM STATE	174,668,250.43	630,000,000.00	158,522,975.27	1,326,300,000.00	-2,000,000.00	1,324,300,000.00
5032	AKWA IBOM NORTH EAST	174,668,250.43	630,000,000.00	158,522,975.27	1,326,300,000.00	-2,000,000.00	1,324,300,000.00
503220	NSIT UBIUM	174,668,250.43	630,000,000.00	158,522,975.27	1,326,300,000.00	-	1,324,300,000.00
50322004	NDIYA I	53,176,750.43	257,200,000.00	61,102,975.27	612,650,000.00	-19,000,000.00	593,650,000.00
50322097	LG Wide	121,491,500.00	372,800,000.00	97,420,000.00	713,650,000.00	17,000,000.00	730,650,000.00

503220 - NSIT UBIUM Local Government, Akwa Ibom State - 2025 Budget: Capital Expenditure by Location

Code	Item	2023 Full Year Actuals	2024 Approved Budget	2024 Performance January to June	2025 Approved Budget	2025 Adjustments	2025 Revised Budget
503	AKWA IBOM STATE	45,731,500.00	2,895,000,000.00	170,600,000.00	2,994,200,000.00	409,000,000.00	3,403,200,000.00
5032	AKWA IBOM NORTH EAST	45,731,500.00	2,895,000,000.00	170,600,000.00	2,994,200,000.00	409,000,000.00	3,403,200,000.00
503220	NSIT UBIUM	45,731,500.00	2,895,000,000.00	170,600,000.00	2,994,200,000.00	409,000,000.00	3,403,200,000.00
50322001	IBIAKPAN/OBOTIM I	1,500,000.00	51,000,000.00	1,500,000.00	44,000,000.00	-	44,000,000.00
50322002	IBIAKPAN/OBOTIM II	-	155,000,000.00	-	60,000,000.00	-	60,000,000.00
50322003	ITRETO	1,000,000.00	44,000,000.00	1,000,000.00	52,000,000.00	60,000,000.00	112,000,000.00
50322004	NDIYA I	500,000.00	1,274,500,000.00	127,100,000.00	1,146,200,000.00	-40,000,000.00	1,106,200,000.00
50322005	NDIYA II	1,000,000.00	21,000,000.00	-	94,000,000.00	-	94,000,000.00
50322006	UBIUM NORTH I	1,500,000.00	75,000,000.00	-	57,000,000.00	152,000,000.00	209,000,000.00
50322007	UBIUM NORTH II	1,000,000.00	86,000,000.00	1,000,000.00	146,000,000.00	-	146,000,000.00
50322008	UBIUM NORTH III	2,700,000.00	120,000,000.00	-	50,000,000.00	-	50,000,000.00
50322009	UBIUM SOUTH I	-	50,000,000.00	-	50,000,000.00	350,000,000.00	400,000,000.00
50322010	UBIUM SOUTH II	3,000,000.00	79,000,000.00	-	112,000,000.00	-	112,000,000.00
50322011	UBIUM SOUTH III	1,500,000.00	127,000,000.00	-	143,000,000.00	-	143,000,000.00
50322097	LG Wide	32,001,500.00	769,500,000.00	40,000,000.00	1,040,000,000.00	-113,000,000.00	927,000,000.00
50322098	Outside LG	30,000.00	43,000,000.00	-	-	-	-

Project Name	2025	2026	2027	2028	2029	2030	2031	2032	2033	2034	2035	2036	2037	2038	2039	2040	2041	2042	2043	2044	2045	2046	2047	2048	2049	2050	
Capital Projects - Total	1,234,567	2,345,678	3,456,789	4,567,890	5,678,901	6,789,012	7,890,123	8,901,234	9,012,345	10,123,456	11,234,567	12,345,678	13,456,789	14,567,890	15,678,901	16,789,012	17,890,123	18,901,234	19,012,345	20,123,456	21,234,567	22,345,678	23,456,789	24,567,890	25,678,901	26,789,012	
Project A	100,000	200,000	300,000	400,000	500,000	600,000	700,000	800,000	900,000	1,000,000	1,100,000	1,200,000	1,300,000	1,400,000	1,500,000	1,600,000	1,700,000	1,800,000	1,900,000	2,000,000	2,100,000	2,200,000	2,300,000	2,400,000	2,500,000	2,600,000	2,700,000
Project B	200,000	400,000	600,000	800,000	1,000,000	1,200,000	1,400,000	1,600,000	1,800,000	2,000,000	2,200,000	2,400,000	2,600,000	2,800,000	3,000,000	3,200,000	3,400,000	3,600,000	3,800,000	4,000,000	4,200,000	4,400,000	4,600,000	4,800,000	5,000,000	5,200,000	5,400,000
Project C	300,000	600,000	900,000	1,200,000	1,500,000	1,800,000	2,100,000	2,400,000	2,700,000	3,000,000	3,300,000	3,600,000	3,900,000	4,200,000	4,500,000	4,800,000	5,100,000	5,400,000	5,700,000	6,000,000	6,300,000	6,600,000	6,900,000	7,200,000	7,500,000	7,800,000	8,100,000
Project D	400,000	800,000	1,200,000	1,600,000	2,000,000	2,400,000	2,800,000	3,200,000	3,600,000	4,000,000	4,400,000	4,800,000	5,200,000	5,600,000	6,000,000	6,400,000	6,800,000	7,200,000	7,600,000	8,000,000	8,400,000	8,800,000	9,200,000	9,600,000	10,000,000	10,400,000	10,800,000
Project E	500,000	1,000,000	1,500,000	2,000,000	2,500,000	3,000,000	3,500,000	4,000,000	4,500,000	5,000,000	5,500,000	6,000,000	6,500,000	7,000,000	7,500,000	8,000,000	8,500,000	9,000,000	9,500,000	10,000,000	10,500,000	11,000,000	11,500,000	12,000,000	12,500,000	13,000,000	13,500,000
Project F	600,000	1,200,000	1,800,000	2,400,000	3,000,000	3,600,000	4,200,000	4,800,000	5,400,000	6,000,000	6,600,000	7,200,000	7,800,000	8,400,000	9,000,000	9,600,000	10,200,000	10,800,000	11,400,000	12,000,000	12,600,000	13,200,000	13,800,000	14,400,000	15,000,000	15,600,000	16,200,000
Project G	700,000	1,400,000	2,100,000	2,800,000	3,500,000	4,200,000	4,900,000	5,600,000	6,300,000	7,000,000	7,700,000	8,400,000	9,100,000	9,800,000	10,500,000	11,200,000	11,900,000	12,600,000	13,300,000	14,000,000	14,700,000	15,400,000	16,100,000	16,800,000	17,500,000	18,200,000	18,900,000
Project H	800,000	1,600,000	2,400,000	3,200,000	4,000,000	4,800,000	5,600,000	6,400,000	7,200,000	8,000,000	8,800,000	9,600,000	10,400,000	11,200,000	12,000,000	12,800,000	13,600,000	14,400,000	15,200,000	16,000,000	16,800,000	17,600,000	18,400,000	19,200,000	20,000,000	20,800,000	21,600,000
Project I	900,000	1,800,000	2,700,000	3,600,000	4,500,000	5,400,000	6,300,000	7,200,000	8,100,000	9,000,000	9,900,000	10,800,000	11,700,000	12,600,000	13,500,000	14,400,000	15,300,000	16,200,000	17,100,000	18,000,000	18,900,000	19,800,000	20,700,000	21,600,000	22,500,000	23,400,000	24,300,000
Project J	1,000,000	2,000,000	3,000,000	4,000,000	5,000,000	6,000,000	7,000,000	8,000,000	9,000,000	10,000,000	11,000,000	12,000,000	13,000,000	14,000,000	15,000,000	16,000,000	17,000,000	18,000,000	19,000,000	20,000,000	21,000,000	22,000,000	23,000,000	24,000,000	25,000,000	26,000,000	27,000,000

Asset Name	Category	Accounting Code and Description	Account Code and Description	Account Code and Description	Account Code and Description	2022 Net Book Value	2022 Depreciation	Total Depreciation Through 12/31/22	2023 Depreciation	2023 Adjustments	2023 Net Book Value
2022 Net Book Value						1,000,000	200,000	800,000	200,000		1,000,000
2022 Depreciation							200,000	800,000	200,000		1,000,000
Total						1,000,000	200,000	800,000	200,000		1,000,000

MDA:

Code	Item	2023 Full Year Actuals	2024 Approved Budget	2024 Performance January to June			2025 Approved Budget	2025 Adjustments	2025 Revised Budget
------	------	------------------------	----------------------	-------------------------------------	--	--	----------------------	------------------	---------------------

MDA:

Code	Economic	2023 Full Year Actuals	2024 Approved Budget	2024 Performance January to June			2025 Approved Budget	2025 Adjustments	2025 Revised Budget
------	----------	------------------------	----------------------	-------------------------------------	--	--	----------------------	------------------	---------------------

Lookup	Code	Description	Level	Error Check
1	010000000000	ADMINISTRATION SECTOR		1
2	011100000000	OFFICE OF THE LG CHAIRMAN		2
3	011100100100	Chairman		3
4	011100100200	Vice-Chairman		3
5	011118300100	INTERNAL AUDIT		3
6	011100500100	ADVISER/ ASSISTANT TO THE CHAIRMAN/ VICE CHAIRMAN		3
7	011200000000	LOCAL GOVT COUNCIL		2
8	011200100100	THE COUNCIL		3
9	011200500100	ASSISTANTS/AIDES/ADVISERS		3
10	011200700100	COUNCIL COMMITTEES		3
11	011202100100	OFFICE OF THE LEADER		3
12	011202100200	OFFICE OF THE DEPUTY LEADER		3
13	011202100300	OFFICE OF THE MAJORITY LEADER		3
14	011202100400	OFFICE OF THE DEPUTY MAJORITY LEADER		3
15	011202100500	OFFICE OF THE MINORITY LEADER;		3
16	011202100600	OFFICE OF THE DEPUTY MINORITY LEADER		3
17	011202100700	OFFICE OF THE CHIEF WHIP		3
18	011202100800	OFFICE OF THE DEPUTY CHIEF WHIP		3
19	011202200100	CLERK TO THE HOUSE		3
20	012500000000	OFFICE OF THE HEAD OF LOCAL GOVERNMENT SERVICE		2
21	012500100100	OFFICE OF THE HEAD OF LOCAL GOVERNMENT SERVICE		3
22	016200000000	ADMINISTRATION & GENERAL SERVICES		2
23	016200100100	ADMINISTRATION & GENERAL SERVICES		3
24	016100000000	SECRETARY TO THE LOCAL GOVERNMENT		2
25	016100100100	SECRETARY TO THE LOCAL GOVERNMENT		3
26	020000000000	ECONOMIC SECTOR		1
27	021500000000	DEPARTMENT OF AGRICULTURE & NATURAL RESOURCES		2
28	021500100100	DEPARTMENT OF AGRICULTURE & NATURAL RESOURCES		3
29	022000000000	DEPARTMENT FINANCE AND SUPPLIES		2
30	022000100100	DEPARTMENT FINANCE AND SUPPLIES		3
31	023400000000	DEPARTMENT OF WORKS, TRANSPORT, HOUSING, LANDS AND SURVEY		2
32	023400100100	DEPARTMENT OF WORKS, TRANSPORT, HOUSING, LANDS AND SURVEY		3
33	023800000000	DEPARTMENT OF BUDGET, PLANNING, RESEARCH & STATISTICS (BPRS)		2
34	023800100100	DEPARTMENT OF BUDGET, PLANNING, RESEARCH & STATISTICS (BPRS)		3
35	025200000000	WATER, SANITATION & HYGIENE (WASH)		2
36	025200100100	WATER, SANITATION & HYGIENE (WASH)		3
37	050000000000	SOCIAL SECTOR		1
38	051400000000	WOMEN DEVELOPMENT OFFICE		2
39	051400100100	WOMEN DEVELOPMENT OFFICE		3
40	051700000000	DEPARTMENT OF SOCIAL DEVELOPMENT, EDUCATION, INFORMATION, SPORTS AND CULT		2
41	051700100100	DEPARTMENT OF SOCIAL DEVELOPMENT, EDUCATION, INFORMATION, SPORTS AND CULTURE		3
42	051702600100	PRIMARY SCHOOL TEACHERS		3
43	052100000000	DEPARMENT OF PRIMARY HEALTH CARE (PHC)		2
44	052100100100	DEPARMENT OF PRIMARY HEALTH CARE (PHC)		3
45	052100100200	ENVIRONMENTAL HEALTH UNIT		3
46	055100000000	TRADITIONAL RULERS' COUNCIL		2
47	055100100100	TRADITIONAL RULERS' COUNCIL		3
48				
49				
50				

Lookup	Code	Description	Level	Error Check
1	2	EXPENDITURES		1
2	21	PERSONNEL COST		2
3	2101	SALARY		3
4	210101	SALARIES AND WAGES		4
5	21010101	BASIC SALARIES		5
6	21010102	OVERTIME PAYMENT		5
7	21010103	CONSOLIDATED REVENUE FUND CHARGE- SALARIES		5
8	21010104	CLEARANCE OF SALARY ARREARS		5
9	21010105	PROMOTION ARREAS		5
10	21010106	MARGIN FOR INCREASE COST/EMERGENCY PROVISIONS (PERSONNEL COST)		5
11	2102	ALLOWANCES AND SOCIAL CONTRIBUTION		3
12	210201	ALLOWANCES		4
13	21020101	NON REGULAR ALLOWANCES		5
14	21020103	ANNUAL LEAVE GRANT		5
15	21020104	CONSOLIDATED ALLOWANCES		5
16	21020105	FURNITURE ALLOWANCE		5
17	21020107	CONSOLIDATE REVENUE FUND CHARGES - ALLOWANCE		5
18	210202	SOCIAL CONTRIBUTIONS		4
19	21020201	NHIS CONTRIBUTION		5
20	21020202	CONTRIBUTORY PENSION (EMPLOYERS)		5
21	21020203	GROUP LIFE INSURANCE		5
22	21020204	EMPLOYEES COMPENSATION FUND		5
23	21020205	HOUSING FUND CONTRIBUTION		5
24	21020206	REFUND OF 7.5% CONTRIBUTORY PENSION		5
25	2103	SOCIAL BENEFITS		3
26	210301	SOCIAL BENEFITS		4
27	21030101	GRATUITY		5
28	21030102	PENSION		5
29	21030103	DEATH BENEFITS		5
30	21030104	SEVERANCE BENEFITS/PAYMENT FOR POLITICAL OFFICE HOLDERS		5
31	21030105	CLEARANCE OF PENSION ARREARS		5
32	21030106	CLEARANCE OF GRATUITY ARREARS		5
33	22	OTHER RECURRENT COSTS		2
34	2202	OVERHEAD COST		3
35	220201	TRAVEL & TRANSPORT - GENERAL		4
36	22020101	LOCAL TRAVEL AND TRANSPORT - TRAINING		5
37	22020102	LOCAL TRAVEL AND TRANSPORT - OTHERS		5
38	22020103	INT'L TRAVEL & TRANSPORT - TRAINING		5
39	22020104	INT'L TRAVEL & TRANSPORT - OTHERS		5
40	220202	UTILITIES - GENERAL		4
41	22020201	ELECTRICITY CHARGES		5
42	22020202	TELEPHONE CHARGES		5
43	22020203	INTERNET ACCESS CHARGES		5
44	22020204	SATELLITE BROADCAST CHARGES		5
45	22020205	WATER RATE		5
46	22020208	SOFTWARE CHARGES / LICENSE RENTALS		5
47	220203	MATERIALS & SUPPLIES - GENERAL		4
48	22020301	OFFICE STATIONARY / COMPUTER CONSUMABLES		5
49	22020302	BOOKS		5
50	22020303	NEWSPAPERS		5
51	22020304	MAGAZINE AND PERIODICALS		5
52	22020305	PRINTING OF SECURITY DOCUMENTS		5
53	22020306	PRINTING OF NON - SECURITY DOCUMENTS		5
54	22020307	DRUGS / LABORATORY / MEDICAL SUPPLIES		5
55	22020308	FIELD AND CAMPING MATERIAL SUPPLIES		5
56	22020309	UNIFORM AND OTHER CLOTHING		5

Lookup	Code	Description	Level	Error Check
57	22020310	TEACHING AIDS / INSTRUCTION MATERIALS	5	
58	22020311	FOOD STUFF/ CATERING MATERIALS SUPPLIES	5	
59	22020312	PHOTOGRAPHIC MATERIALS / EQUIPMENT	5	
60	22020313	PRODUCTION OF REPORTS	5	
61	22020315	PURCHASE OF CHEMICALS/ANALYTICAL REAGENTS	5	
62	22020316	PURCHASE OF START-UP PACKS & SKILL DEVELOPMENT CERTIFICATE	5	
63	22020317	CONSUMABLES / DRUGS / REAGENTS	5	
64	220204	MAINTENANCE SERVICES - GENERAL	4	
65	22020401	MAINTENANCE OF MOTOR VEHICLE	5	
66	22020402	MAINTENANCE OF OFFICE FURNITURE	5	
67	22020403	MAINTENANCE OF OFFICE BUILDING	5	
68	22020404	MAINTENANCE OF OFFICE / IT EQUIPMENT	5	
69	22020405	MAINTENANCE OF PLANTS / GENERATORS	5	
70	22020406	OTHER MAINTENANCE SERVICES	5	
71	22020407	MAINTENANCE OF AIRCRAFTS	5	
72	22020408	MAINTENANCE OF SEA BOATS	5	
73	22020409	MAINTENANCE OF RAILWAY EQUIPMENT	5	
74	22020410	MAINTENANCE OF STREET LIGHTING	5	
75	22020411	MAINTENANCE OF COMMUNICATION EQUIPMENT	5	
76	22020412	MAINTENANCE OF MARKETS/PUBLIC PLACES	5	
77	22020413	MINOR ROAD MAINTAINANCE	5	
78	22020414	MAINTENANCE OF LIBRARY	5	
79	220205	TRAINING - GENERAL	4	
80	22020501	LOCAL TRAINING	5	
81	22020502	INTERNATIONAL TRAINING	5	
82	22020503	WORKSHOP / SEMINAR / CONFERENCES	5	
83	22020504	PUPILAGE PROGRAMME FOR SCIENTIFIC OFFICERS	5	
84	22020506	PROJECT SEED HOLIDAY PROGRAMME FOR (SS2-SS3) STUDENTS	5	
85	22020507	E-LEARNING INTEGRATED IN SCHOOLS	5	
86	22020509	SPECIALIZED TRAINING/SEMINARS AND CONFRENCES FOR MGT STAFF AND OTHER STAKE HOLDER	5	
87	22020510	CAPACITY BUILDING	5	
88	22020511	CAPACITY BUILDING ON LACTATION MANAGEMENT	5	
89	220206	OTHER SERVICES - GENERAL	4	
90	22020601	SECURITY SERVICES	5	
91	22020602	OFFICE RENT	5	
92	22020603	RESIDENTIAL RENT	5	
93	22020604	SECURITY VOTE (INCLUDING OPERATIONS)	5	
94	22020605	CLEANING AND FUMIGATION SERVICES	5	
95	22020606	INTERNAL AUDIT EXPENSES	5	
96	22020607	RESCUE SERVICES	5	
97	22020609	MONITORING / SUPERVISION	5	
98	22020610	OTHER SERVICES	5	
99	22020611	HOSTING/MOBILIZATION OF POLITICAL ASSOCIATIONS AND INTEREST GROUPS	5	
100	22020612	BURIAL EXPENSES	5	
101	22020613	SOFTWARE RENEWALS	5	
102	220207	CONSULTING & PROFESSIONAL SERVICES - GENERAL	4	
103	22020701	FINANCIAL CONSULTING	5	
104	22020702	INFORMATION TECHNOLOGY CONSULT	5	
105	22020703	LEGAL SERVICES	5	
106	22020706	SURVEYING SERVICES	5	
107	22020707	AGRICULTURAL CONSULTING	5	
108	22020708	MEDICAL CONSULTING	5	
109	22020709	RESEARCH SERVICES	5	
110	220208	FUEL & LUBRICANTS - GENERAL	4	
111	22020801	FUEL AND LUBRICANT - GENERAL	5	
112	22020802	OTHER TRANSPORT EQUIPMENT FUEL	5	
113	22020803	PLANT / GENERATOR FUEL COST	5	

Lookup	Code	Description	Level	Error Check
114	22020805	SEA BOAT FUEL COST	5	
115	22020806	COOKING GAS/FUEL COST	5	
116	220209	FINANCIAL CHARGES - GENERAL	4	
117	22020901	BANK CHARGES : OTHER THAN INTEREST	5	
118	22020902	INSURANCE PREMIUM	5	
119	22020903	BANK CHARGES (INTEREST ON TEMPORARY OVERDRAFT)	5	
120	220210	MISCELLANEOUS EXPENSES GENERAL	4	
121	22021001	REFRESHMENT AND MEALS	5	
122	22021002	HONORARIUM AND SITTING ALLOWANCE	5	
123	22021003	PUBLICITY AND ADVERTISEMENT	5	
124	22021004	MEDICAL EXPENSES : LOCAL	5	
125	22021005	FOREIGN SERVICE SCHOOL FEES PAYMENTS	5	
126	22021006	POSTAGES AND COURIER SERVICES	5	
127	22021007	WELFARE PACKAGES/DONATIONS/FINANCIAL ASSISTANCE	5	
128	22021008	SUBSCRIPTION TO PROFESSIONAL BODIES	5	
129	22021009	SPORTING ACTIVITIES	5	
130	22021010	DIRECT TEACHING & LABORATORY COST	5	
131	22021011	RECRUITMENT AND APPOINTMENT (SERVICE WIDE)	5	
132	22021012	DISCIPLINE AND APPOINTMENT (SERVICE WIDE)	5	
133	22021013	PROMOTION (SERVICE WIDE)	5	
134	22021014	ANNUAL BUDGET EXPENSES AND ADMINISTRATION	5	
135	22021015	CRECHE	5	
136	22021016	SERVICOM	5	
137	22021017	ANTI-CORRUPTION	5	
138	22021018	GENDER	5	
139	22021020	YOUTH DEVELOPMENT	5	
140	22021021	NATIONAL YOUTH SERVICE CORPS (NYSC) MATTERS	5	
141	22021022	ADVOCCY AND SENSITIZATION	5	
142	22021023	DATA COLLECTION/STATISTICAL ACTIVITIES	5	
143	22021024	PREPARATION OF LOCAL GOVERNMENT DEVELOPMENT PLAN (LGDP)	5	
144	22021025	RELIGIOUS MATTERS	5	
145	22021026	BOUNDARY MATTERS	5	
146	22021027	SKILL ACQUISITION PROGRAMMES	5	
147	22021028	EMPOWERMENT PROGRAMMES	5	
148	22021029	TRADE FAIR	5	
149	22021030	CULTURAL ACTIVITIES	5	
150	22021031	POLITICAL LIAISON ACTIVITIES	5	
151	22021032	EMERGENCY PREPAREDNESS AND RESPONSE (EPR)	5	
152	22021033	Support to Orphan and Vulnerable Children (Ovc)	5	
153	22021034	People with Disability (PWD)	5	
154	22021035	Women Development Activities	5	
155	22021036	MEDICAL EXPENSES - INTERNATIONAL	5	
156	22021037	FOREIGN SCHOLARSHIP SCHEME	5	
157	22021038	SPECIAL DAY/CELEBRATIONS	5	
158	22021039	FURNITURE ALLOWANCE	5	
159	22021040	BUDGET PUBLIC CONSULTATION/COMMUNITY ENGAGEMENT	5	
160	22021041	MARGIN FOR INCREASE COST/EMERGENCY PROVISIONS (SUBVENTIONS)	5	
161	22021042	LGC COUNTERPERT SUPPORT TO DONOR AGENCIES (USAID)	5	
162	22021043	LGC COUNTERPERT SUPPORT TO DONOR AGENCIES (HOPE-GOV)	5	
163	2203	LOANS AND ADVANCES	3	
164	220301	STAFF LOANS & ADVANCES	4	
165	22030101	STAFF LOAN AND ADVANCES	5	
166	22030102	MOTOR VEHICLE ADVANCES	5	
167	22030103	FURNISHING ADVANCES	5	
168	22030104	SPECIAL/SALARY ADVANCES	5	
169	2204	GRANTS AND CONTRIBUTIONS GENERAL	3	
170	220401	LOCAL GRANTS AND CONTRIBUTIONS	4	

Lookup	Code	Description	Level	Error Check
171	22040101	GRANTS STATE GOVERNMENT - RECURRENT	5	
172	22040102	GRANTS STATE GOVERNMENT - CAPITAL	5	
173	22040103	GRANTS TO LOCAL GOVERNMENTS - RECURRENT	5	
174	22040104	GRANTS TO LOCAL GOVERNMENTS - CAPITAL	5	
175	22040105	GRANTS TO GOVERNMENT AGENCIES - RECURRENT	5	
176	22040106	GRANT TO GOVERNMENT AGENCIES - CAPITAL	5	
177	22040107	GRANT TO PRIVATE COMPANIES - RECURRENT	5	
178	22040108	GRANT TO PRIVATE COMPANIES - CAPITAL	5	
179	22040109	GRANTS TO COMMUNITIES/NGOS	5	
180	220402	FOREIGN GRANTS AND CONTRIBUTIONS	4	
181	2205	SUBSIDIES GENERAL	3	
182	220501	SUBSIDY TO PUBLIC/PUBLIC INSTITUTIONS	4	
183	22050101	SUBSIDY TO GOVERNMENT OWNED COMPANIES	5	
184	22050102	MEAL SUBSIDY TO GOVERNMENT SCHOOLS	5	
185	22050103	SUBVENTION	5	
186	22050104	PETROLEUM/ ENERGY SUBSIDY	5	
187	22050105	EDUCATIONAL SUBSIDY	5	
188	22050106	HEALTH SUBSIDY	5	
189	22050107	RELIGIOUS PILGRIMAGE SUBSIDY	5	
190	220502	SUBSIDY TO PRIVATE COMPANIES	4	
191	22050201	SUBSIDY TO PRIVATE COMPANIES	5	
192	2206	PUBLIC DEBT CHARGES	3	
193	220601	FOREIGN INTEREST / DISCOUNT	4	
194	22060101	FOREIGN INTEREST /DISCOUNT - SHORT TERM BORROWINGS	5	
195	22060102	FOREIGN INTEREST /DISCOUNT - LONG TERM BORROWINGS	5	
196	220602	DOMESTIC INTEREST / DISCOUNT	4	
197	22060201	DOMESTIC INTEREST /DISCOUNT - SHORT TERM BORROWINGS	5	
198	22060202	DOMESTIC INTEREST /DISCOUNT - LONG TERM BORROWINGS	5	
199	220603	FOREIGN PRINCIPAL	4	
200	22060301	FOREIGN PRINCIPLE - SHORT TERM BORROWINGS	5	
201	22060302	FOREIGN PRINCIPLE - LONG TERM BORROWINGS	5	
202	220604	DOMESTIC PRINCIPAL	4	
203	22060401	DOMESTIC PRINCIPLE - SHORT TERM BORROWINGS	5	
204	22060402	DOMESTIC PRINCIPLE - LONG TERM BORROWINGS	5	
205	22060403	PAYMENT OF DEBT AND OTHER LIABILITIES	5	
206	2207	TRANSFERS-PAYMENT	3	
207	220701	TRANSFER TO FUND RECURRENT EXPENDITURE-PAYMENT	4	
208	22070106	RETAINED REVENUE BY DEPT/AGENCY	5	
209	2208	TRANSFERS-PAYMENT TO INDIVIDUALS	3	
210	220801	TRANSFERS-PAYMENT TO INDIVIDUALS	4	
211	22080101	TRANSFERS-PAYMENT TO UNEMPLOYED	5	
212	22080102	TRANSFERS-PAYMENT TO AGED/VULNERABLE GROUP	5	
213	2209	LOSS ON FOREIGN EXCHANGE	3	
214	220901	LOSS ON FOREIGN EXCHANGE	4	
215	22090101	LOSS ON FOREIGN EXCHANGE	5	
216	23	CAPITAL EXPENDITURE	2	
217	2301	FIXED ASSETS PURCHASED	3	
218	230101	PURCHASE OF FIXED ASSETS - GENERAL	4	
219	23010101	PURCHASE / ACQUISITION OF LAND	5	
220	23010102	PURCHASE OF OFFICE BUILDINGS	5	
221	23010103	PURCHASE OF RESIDENTIAL BUILDINGS	5	
222	23010104	PURCHASE MOTOR CYCLES	5	
223	23010105	PURCHASE OF MOTOR VEHICLES	5	
224	23010106	PURCHASE OF VANS	5	
225	23010107	PURCHASE OF TRUCKS	5	
226	23010108	PURCHASE OF BUSES	5	
227	23010109	PURCHASE OF SEA BOATS	5	

Lookup	Code	Description	Level	Error Check
228	23010110	PURCHASE OF SHIPS	5	
229	23010111	PURCHASE OF TRAINS	5	
230	23010112	PURCHASE OF OFFICE FURNITURE AND FITTINGS	5	
231	23010113	PURCHASE OF COMPUTERS	5	
232	23010114	PURCHASE OF COMPUTER PRINTERS	5	
233	23010115	PURCHASE OF PHOTOCOPYING MACHINES	5	
234	23010116	PURCHASE OF TYPEWRITERS	5	
235	23010117	PURCHASE OF SHREDDING MACHINES	5	
236	23010118	PURCHASE OF SCANNERS	5	
237	23010119	PURCHASE OF POWER GENERATING SET	5	
238	23010120	PURCHASE OF CANTEEN / KITCHEN EQUIPMENT	5	
239	23010121	PURCHASE OF RESIDENTIAL FURNITURE	5	
240	23010122	PURCHASE OF HEALTH / MEDICAL EQUIPMENT	5	
241	23010123	PURCHASE OF FIRE FIGHTING EQUIPMENT	5	
242	23010124	PURCHASE OF TEACHING / LEARNING AID EQUIPMENT	5	
243	23010125	PURCHASE OF LIBRARY BOOKS & EQUIPMENT	5	
244	23010126	PURCHASE OF SPORTING / GAMING EQUIPMENT	5	
245	23010127	PURCHASE OF AGRICULTURAL EQUIPMENT	5	
246	23010128	PURCHASE OF SECURITY EQUIPMENT	5	
247	23010129	PURCHASE OF INDUSTRIAL EQUIPMENT	5	
248	23010130	PURCHASE OF RECREATIONAL FACILITIES	5	
249	23010131	PURCHASE OF AIR NAVIGATIONAL EQUIPMENT	5	
250	23010133	PURCHASES OF SURVEYING EQUIPMENT	5	
251	23010134	PURCHASE OF DIVING EQUIPMENT	5	
252	23010137	PURCHASE OF SHIP SPARE/MAINTENANCE	5	
253	23010138	PURCHASE OF AERO SPARES/MAINTENANCE	5	
254	2302	CONSTRUCTION / PROVISION	3	
255	230201	CONSTRUCTION / PROVISION OF FIXED ASSETS - GENERAL	4	
256	23020101	CONSTRUCTION / PROVISION OF OFFICE BUILDINGS	5	
257	23020102	CONSTRUCTION / PROVISION OF RESIDENTIAL BUILDINGS	5	
258	23020103	CONSTRUCTION / PROVISION OF ELECTRICITY	5	
259	23020104	CONSTRUCTION / PROVISION OF HOUSING	5	
260	23020105	CONSTRUCTION / PROVISION OF WATER FACILITIES	5	
261	23020106	CONSTRUCTION / PROVISION OF HOSPITALS / HEALTH CENTRES	5	
262	23020107	CONSTRUCTION / PROVISION OF PUBLIC SCHOOLS	5	
263	23020110	CONSTRUCTION / PROVISION OF FIRE FIGHTING STATIONS	5	
264	23020111	CONSTRUCTION / PROVISION OF LIBRARIES	5	
265	23020112	CONSTRUCTION / PROVISION OF SPORTING FACILITIES	5	
266	23020113	CONSTRUCTION / PROVISION OF AGRICULTURAL FACILITIES	5	
267	23020114	CONSTRUCTION / PROVISION OF ROADS	5	
268	23020115	CONSTRUCTION / PROVISION OF RAIL-WAYS	5	
269	23020116	CONSTRUCTION / PROVISION OF WATER-WAYS	5	
270	23020117	CONSTRUCTION / PROVISION OF AIR-PORT / AERODROMES	5	
271	23020118	CONSTRUCTION / PROVISION OF INFRASTRUCTURE	5	
272	23020119	CONSTRUCTION / PROVISION OF RECREATIONAL FACILITIES	5	
273	23020122	CONSTRUCTION OF BOUNDARY PILLARS/ RIGHT OF WAYS	5	
274	23020123	CONSTRUCTION OF TRAFFIC /STREET LIGHTS	5	
275	23020124	CONSTRUCTION OF MARKETS/PARKS	5	
276	23020125	CONSTRUCTION OF POWER GENERATING PLANTS	5	
277	23020126	CONSTRUCTION/PROVISION OF CEMETERIES	5	
278	23020127	CONSTRUCTION OF ICT INFRASTRUCTURES	5	
279	2303	REHABILITATION / REPAIRS	3	
280	230301	REHABILITATION / REPAIRS OF FIXED ASSETS - GENERAL	4	
281	23030101	REHABILITATION / REPAIRS OF RESIDENTIAL BUILDING	5	
282	23030102	REHABILITATION / REPAIRS - ELECTRICITY	5	
283	23030103	REHABILITATION / REPAIRS - HOUSING	5	
284	23030104	REHABILITATION / REPAIRS - WATER FACILITIES	5	

Lookup	Code	Description	Level	Error Check
285	23030105	REHABILITATION / REPAIRS - HOSPITAL / HEALTH CENTRES	5	
286	23030106	REHABILITATION / REPAIRS - PUBLIC SCHOOLS	5	
287	23030109	REHABILITATION / REPAIRS - FIRE FIGHTING STATIONS	5	
288	23030110	REHABILITATION / REPAIRS - LIBRARIES	5	
289	23030111	REHABILITATION / REPAIRS - SPORTING FACILITIES	5	
290	23030112	REHABILITATION / REPAIRS - AGRICULTURAL FACILITIES	5	
291	23030113	REHABILITATION / REPAIRS - ROADS	5	
292	23030114	REHABILITATION / REPAIRS - RAILWAYS	5	
293	23030115	REHABILITATION / REPAIRS - WATER-WAY	5	
294	23030118	REHABILITATION / REPAIRS - RECREATIONAL FACILITIES	5	
295	23030119	REHABILITATION / REPAIRS - AIR NAVIGATIONAL EQUIPMENT	5	
296	23030121	REHABILITATION / REPAIRS OF OFFICE BUILDINGS	5	
297	23030122	REHABILITATION/REPAIRS OF BOUNDARIES	5	
298	23030123	REHABILITATION/REPAIRS- TRAFFIC /STREET LIGHTS	5	
299	23030124	REHABILITATION/REPAIRS- MARKETS/PARKS	5	
300	23030125	REHABILITATION/REPAIRS- POWER GENERATING PLANTS	5	
301	23030126	REHABILITATION/REPAIRS OF CEMETERIES	5	
302	23030127	REHABILITATION/REPAIRS- ICT INFRASTRUCTURES	5	
303	2304	PRESERVATION OF THE ENVIRONMENT	3	
304	230401	PRESERVATION OF THE ENVIRONMENT - GENERAL	4	
305	23040101	TREE PLANTING	5	
306	23040102	EROSION & FLOOD CONTROL	5	
307	23040103	WILDLIFE CONSERVATION	5	
308	23040104	INDUSTRIAL POLLUTION PREVENTION & CONTROL	5	
309	23040105	WATER POLLUTION PREVENTION & CONTROL	5	
310	2305	OTHER CAPITAL PROJECTS	3	
311	230501	ACQUISITION OF NON TANGIBLE ASSETS	4	
312	23050101	RESEARCH AND DEVELOPMENT	5	
313	23050102	COMPUTER SOFTWARE ACQUISITION	5	
314	23050103	MONITORING AND EVALUATION	5	
315	23050104	ANNIVERSARIES/CELEBRATIONS	5	
316	23050108	MARGIN FOR INCREASES IN COSTS (CAPITAL)	5	
317				
318				
319				
320				
321				
322				

Lookup	Code	Description	Level	Error Check
1	701	GENERAL PUBLIC SERVICES		1
2	7011	EXECUTIVE AND LEGISLATIVE ORGANS, FINANCIAL AND FISCAL AFFAIRS, EXTERNAL AFF		2
3	70111	EXECUTIVE AND LEGISLATIVE ORGANS		3
4	70112	FINANCIAL AND FISCAL AFFAIRS		3
5	70113	EXTERNAL AFFAIRS		3
6	7012	FOREIGN ECONOMIC AID		2
7	70121	ECONOMIC AID TO DEVELOPING COUNTRIES AND COUNTRIES IN TRANSITION		3
8	70122	ECONOMIC AID ROUTED THROUGH INTERNATIONAL ORGANIZATIONS		3
9	7013	GENERAL SERVICES		2
10	70131	GENERAL PERSONNEL SERVICES		3
11	70132	OVERALL PLANNING AND STATISTICAL SERVICES		3
12	70133	OTHER GENERAL SERVICES		3
13	7014	BASIC RESEARCH		2
14	70141	BASIC RESEARCH		3
15	7015	R&D GENERAL PUBLIC SERVICES		2
16	70151	R&D GENERAL PUBLIC SERVICES		3
17	7016	GENERAL PUBLIC SERVICES N.E.C.		2
18	70161	GENERAL PUBLIC SERVICES N.E.C.		3
19	7017	PUBLIC DEBT TRANSACTIONS		2
20	70171	PUBLIC DEBT TRANSACTIONS		3
21	7018	TRANSFERS OF A GENERAL CHARACTER BETWEEN DIFFERENT LEVELS OF GOVERNMENT		2
22	70181	TRANSFERS OF A GENERAL CHARACTER BETWEEN DIFFERENT LEVELS OF GOVERNMENT		3
23	703	PUBLIC ORDER AND SAFETY		1
24	7031	POLICE SERVICES		2
25	70311	POLICE SERVICES		3
26	7032	FIRE PROTECTION SERVICES		2
27	70321	FIRE PROTECTION SERVICES		3
28	7033	LAW COURTS		2
29	70331	LAW COURTS		3
30	7034	PRISONS		2
31	70341	PRISONS		3
32	7035	R & D PUBLIC ORDER AND SAFETY		2
33	70351	R&D PUBLIC ORDER AND SAFETY		3
34	7036	PUBLIC ORDER AND SAFETY N.E.C.		2
35	70361	PUBLIC ORDER AND SAFETY N.E.C.		3
36	704	ECONOMIC AFFAIRS		1
37	7041	GENERAL ECONOMIC, COMMERCIAL, AND LABOUR AFFAIRS		2
38	70411	GENERAL ECONOMIC AND COMMERCIALAFFAIRS		3
39	70412	GENERAL LABOUR AFFAIRS		3
40	7042	AGRICULTURE, FORESTRY, FISHING, AND HUNTING		2
41	70421	AGRICULTURE		3
42	70422	FORESTRY		3
43	70423	FISHING AND HUNTING		3
44	7043	FUEL AND ENERGY		2
45	70431	COAL AND OTHER SOLID MINERAL FUEL		3
46	70432	PETROLUUM AND NATURAL GAS		3
47	70433	NUCLEAR FUEL		3
48	70434	OTHER FUELS		3
49	70435	ELECTRICITY		3
50	70436	NON ELECTRIC ENERGY		3

Lookup	Code	Description	Level	Error Check
51	7044	MINING, MANUFACTURING, AND CONSTRUCTION		2
52	70441	MINING OF MINERAL RESOURCES OTHER THAN MINERAL FUELS		3
53	70442	MANUFACTURING		3
54	70443	CONSTRUCTION		3
55	7045	TRANSPORT		2
56	70451	ROAD TRANSPORT		3
57	70452	WATER TRANSPORT		3
58	70453	RAILWAY TRANSPORT		3
59	70454	AIR TRANSPORT		3
60	70455	PIPELINE AND OTHER TRANSPORT		3
61	7046	COMMUNICATION		2
62	70461	COMMUNICATION		3
63	7047	OTHER INDUSTRIES		2
64	70471	DISTRIBUTIVE TRADE, STORAGE AND WAREHOUSING		3
65	70472	HOTELS AND RESTUARANTS		3
66	70473	TOURISM		3
67	70474	MULTIPURPOSE DEVELOPMENT PROJECTS		3
68	7048	R & D ECONOMIC AFFAIRS		2
69	70481	R & D GENERAL ECONOMIC, COMMERCIAL AND LABOUR AFFAIRS		3
70	70482	R & D AGRICULTURE, FORESTRY, FISHING AND HUNTING		3
71	70483	FUEL AND ENERGY		3
72	70484	R & D MINING, MANUFACTURING AND CONSTRUCTION		3
73	70485	R & D TRANSPORT		3
74	70486	R & D COMMUNICATION		3
75	70487	R & D OTHER INDUSTRIES		3
76	7049	ECONOMIC AFFAIRS N.E.C		2
77	70491	ECONOMIC AFFAIRS N.E.C.		3
78	705	ENVIRONMENTAL PROTECTION		1
79	7051	WASTE MANAGEMENT		2
80	70511	WASTE MANAGEMENT		3
81	7052	WASTE WATER MANAGEMENT		2
82	70521	WASTE WATER MANAGEMENT		3
83	7053	POLLUTION ABATEMENT		2
84	70531	POLLUTION ABATEMENT		3
85	7054	PROTECTION OF BIODIVERSITYAND LANDSCAPE		2
86	70541	PROTECTION OF BIODIVERSITY AND LANDSCAPE		3
87	7055	R&D ENVIRONMENTAL PROTECTION		2
88	70551	R & D ENVIRONMENTAL PROTECTION		3
89	7056	ENVIRONMENTAL PROTECTION N.E.C.		2
90	70561	ENVIRONMENTAL PROTECTION N.E.C.		3
91	706	HOUSING AND COMMUNITY AMMENITIES		1
92	7061	HOUSING DEVELOPMENT		2
93	70611	HOUSING DEVELOPMENT		3
94	7062	COMMUNITY DEVELOPMENT		2
95	70621	COMMUNITY DEVELOPMENT		3
96	7063	WATER SUPPLY		2
97	70631	WATER SUPPLY		3
98	7064	STREET LIGHTING		2
99	70641	STREET LIGHTING		3
100	7065	R & D HOUSING AND COMMUNITY AMMENITIES		2
101	70651	R & D HOUSING AND COMMUNITY AMENITIES		3

Lookup	Code	Description	Level	Error Check
102	7066	HOUSING AND COMMUNITY AMENITIES N.E.C.	2	
103	70661	HOUSING AND COMMUNITY AMENITIES N.E.C.	3	
104	707	HEALTH	1	
105	7071	MEDICAL PRODUCTS, APPLIANCES, AND EQUIPMENT	2	
106	70711	PHARMACEUTICAL PRODUCTS	3	
107	70712	OTHER MEDICAL PRODUCTS	3	
108	70713	THERAPEUTIC APPLIANCES AND EQUIPMENT	3	
109	7072	OUTPATIENT SERVICES	2	
110	70721	GENERAL MEDICAL SERVICES	3	
111	70722	SPECIALIZED MEDICAL SERVICES	3	
112	70723	DENTAL SERVICES	3	
113	70724	PARAMEDICAL SERVICES	3	
114	7073	HOSPITAL SERVICES	2	
115	70731	GENERAL HOSPITAL SERVICES	3	
116	70732	SPECIALIZED HOSPITAL SERVICES	3	
117	70733	MEDICAL AND MATERNITY CENTRE SERVICES	3	
118	70734	NURSING AND CONVALESCENT HOME SERVICES	3	
119	7074	PUBLIC HEALTH SERVICES	2	
120	70741	PUBLIC HEALTH SERVICES	3	
121	7075	R & D HEALTH	2	
122	70751	R & D HEALTH	3	
123	7076	HEALTH N.E.C.	2	
124	70761	HEALTH N.E.C.	3	
125	708	RECREATION, CULTURE AND RELIGION	1	
126	7081	RECREATIONAL AND SPORTING SERVICES	2	
127	70811	RECREATIONAL AND SPORTING SERVICES	3	
128	7082	CULTURAL SERVICES	2	
129	70821	CULTURAL SERVICES	3	
130	7083	BROADCASTING AND PUBLISHING SERVICES	2	
131	70831	BROADCASTING AND PUBLISHING SERVICES	3	
132	7084	RELIGIOUS AND OTHER COMMUNITY SERVICES	2	
133	70841	RELIGIOUS AND OTHER COMMUNITY SERVICES	3	
134	7085	R & D RECREATION, CULTURE AND RELIGION	2	
135	70851	R & D RECREATION, CULTURE AND RELIGION	3	
136	7086	RECREATION, CULTURE AND RELIGION N.E.C.	2	
137	70861	RECREATION, CULTURE AND RELIGION N.E.C.	3	
138	709	EDUCATION	1	
139	7091	PRE-PRIMARY AND PRIMARY EDUCATION	2	
140	70911	PRE-PRIMARY EDUCATION	3	
141	70912	PRIMARY EDUCATION	3	
142	7092	SECONDARY EDUCATION	2	
143	70921	LOWER SECONDARY EDUCATION	3	
144	70922	UPPER-SECONDARY EDUCATION	3	
145	7093	POSTSECONDARY NONTERTIARY EDUCATION	2	
146	70931	POST-SECONDARY NON-TERTIARY EDUCATION	3	
147	7094	TERTIARY EDUCATION	2	
148	70941	FIRST STAGE OF TERTIARY EDUCATION	3	
149	70942	SECOND STAGE OF TERTIARY EDUCATION	3	
150	7095	EDUCATION NOT DEFINABLE BY LEVEL	2	
151	70951	EDUCATION NOT DEFINABLE BY LEVEL	3	
152	7096	SUBSIDIARY SERVICES TO EDUCATION	2	

Lookup	Code	Description	Level	Error Check
153	70961	SUBSIDIARY SERVICES TO EDUCATION	3	
154	7097	R & D EDUCATION	2	
155	70971	R & D EDUCATION	3	
156	7098	EDUCATION N.E.C.	2	
157	70981	EDUCATION N.E.C	3	
158	710	<i>SOCIAL PROTECTION</i>	1	
159	7101	SICKNESS AND DISABILITY	2	
160	71011	SICKNESS	3	
161	71012	DISABILITY	3	
162	7102	OLD AGE	2	
163	71021	OLD AGE	3	
164	7103	SURVIVORS	2	
165	71031	SURVIVORS	3	
166	7104	FAMILY AND CHILDREN	2	
167	71041	FAMILY AND CHILDREN	3	
168	7105	UNEMPLOYMENT	2	
169	71051	UNEMPLOYMENT	3	
170	7106	HOUSING	2	
171	71061	HOUSING	3	
172	7107	SOCIAL EXCLUSION N.E.C	2	
173	71071	SOCIAL EXCLUSION N.E.C.	3	
174	7108	R & D SOCIAL PROTECTION	2	
175	71081	R & D SOCIAL PROTECTION	3	
176	7109	SOCIAL PROTECTION N.E.C.	2	
177	71091	SOCIAL PROTECTION N.E.C.	3	
178				
179				
180				
181				
182				
183				

Lookup	Code	Description	Level	Error Check
1	01	FEDERATION ACCOUNT	1	
2	011	FAAC DIRECT ALLOCATION	2	
3	01101	FAAC DIRECT ALLOCATION	3	
4	02	CONSOLIDATED REVENUE FUND	1	
5	021	MAIN ENVELOP	2	
6	02101	MAIN ENVELOP - BUDGETARY ALLOCATION	3	
7	022	CRF CHARGES	2	
8	02201	PENSION AND GRATUITIES	3	
9	02202	SERVICE WIDE VOTE	3	
10	02203	CAPITAL SUPPLEMENTATION	3	
11	02204	OTHER CRF CHARGES	3	
12	03	CAPITAL DEVELOPMENT FUND	1	
13	031	CDF MAIN	2	
14	03101	CAPITAL DEVELOPMENT FUND	3	
15	04	CONTINGENCY FUND	1	
16	041	CONTINGENCY FUND MAIN	2	
17	04101	CONTINGENCY FUND	3	
18	05	DEBT RELIEF GAINS	1	
19	051	DEBT RELIEF FUND MAIN	2	
20	05101	DEBT RELIEF GAINS	3	
21	06	SPECIAL AND TRUST FUNDS	1	
22	061	SPECIAL AND TRUST FUNDS	2	
23	06103	PETROLEUM EQUALISATION FUND	3	
24	07	OTHER PUBIC FUNDS	1	
25	071	OTHER PUBLIC FUNDS	2	
26	07102	FERTILIZER REVOLVING FUND	3	
27	07106	NIGERIAN EX-SERVICEMEN REWARD FUND	3	
28	07107	COCOA RESEARCH INSTITUTE OF NIGERIA FUND	3	
29	07108	FERTILIZER REVOLVING FUND	3	
30	07109	SINKING FUND FOR JUDGEMENT DEBT FUND	3	
31	08	AIDS AND GRANTS	1	
32	081	MULTILATERAL AIDS AND GRANTS	2	
33	08101	AFRICAN DEVELOPMENT BANK	3	
34	08102	AFRICAN DEVELOPMENT FUND	3	
35	08103	ARAB BANK FOR ECONOMIC DEVELOPMENT(BADEA)	3	
36	08104	ARAB LOAN FUND FOR AFRICAN ARAB LEAGUE	3	
37	08105	ECOWAS FUND	3	
38	08106	EUROPEAN DEVELOPMENT FUND	3	
39	08107	EUROPEAN UNION	3	
40	08108	EUROPEAN INVESTMENT BANK	3	
41	08109	IDA - AFRICAN FACILITY	3	
42	08110	INT. BANK FOR RECONSTRUCTION & DEVELOPMENT (IBRD)	3	
43	08111	INTERNATIONAL DEVELOPMENT ASSOCIATION (IDA)	3	
44	08112	INTERNATIONAL FINANCE CORPORATION	3	
45	08113	INTERNATIONAL FUND FOR AGRICULTURAL DEVELOPMENT	3	
46	08114	INTERNATIONAL MONETARY FUND	3	
47	08115	NIGERIA TRUST FUND	3	
48	08116	NORDIC DEVELOPMENT FUND	3	
49	08117	ORGANISATION OF PETROLEUM EXPORTING COUNTRIES	3	
50	08118	UNITED NATIONS DEVELOPMENT PROGRAMME (UNDP)	3	
51	08119	UNITED NATIONS CHILDREN'S FUND (UNICEF)	3	
52	08120	UNITED NATIONS FUND FOR POPULATION ACTIVITIES	3	
53	08121	WORLD BANK TRUST FUND	3	
54	08122	WORLD FOOD PROGRAMME	3	
55	08123	UNITED NATIONS CAPITAL DEVELOPMENT FUND (UNCDF)	3	
56	08124	GLOBAL 2000	3	

Lookup	Code	Description	Level	Error Check
57	08125	UNITED NATIONS INDUSTRIAL DEVELOPMENT ORGANISATION (UNIDO)	3	
58	08126	MULTI-DONOR BUDGET SUPPORT	3	
59	082	BILATERAL AIDS AND GRANTS	2	
60	08201	SWEDISH INTERNATIONAL DEVELOPMENT AUTHORITY (SIDA)	3	
61	08202	UNITED STATES AGENCY FOR INTERNATIONAL DEVELOPMENT (USAID)	3	
62	08203	DEPARTMENT FOR INTERNATIONAL DEVELOPMENT (DFID)	3	
63	08204	CANADIAN INTERNATIONAL DEVELOPMENT AGENCY (CIDA)	3	
64	08205	SAUDI FUND FOR DEVELOPMENT	3	
65	083	LOCAL AIDS AND GRANTS	2	
66	08301	DONATION BY LOCAL NGOs	3	
67	08302	DONATION BY STATE GOVERNMENTS	3	
68	08303	DONATION BY LOCAL GOVERNMENTS	3	
69	08304	DONATIONS BY FED. GOVERNMENT OWNED COMPANIES	3	
70	08305	DONATIONS BY PRIVATE SECTOR COMPANIES	3	
71	08306	DONATIONS BY INDIVIDUALS	3	
72	09	LOANS/DEBTS	1	
73	091	MULTILATERAL LOANS/DEBTS	2	
74	09101	AFRICAN DEVELOPMENT BANK	3	
75	09102	AFRICAN DEVELOPMENT FUND	3	
76	09103	ARAB BANK FOR ECONOMIC DEVELOPMENT(BADEA)	3	
77	09104	ARAB LOAN FUND FOR AFRICAN ARAB LEAGUE	3	
78	09105	ECOWAS FUND	3	
79	09106	EUROPEAN DEVELOPMENT FUND	3	
80	09107	EUROPEAN UNION	3	
81	09108	EUROPEAN INVESTMENT BANK	3	
82	09109	IDA - AFRICAN FACILITY	3	
83	09110	INT. BANK FOR RECONSTRUCTION & DEVELOPMENT (IBRD)	3	
84	09111	INTERNATIONAL DEVELOPMENT ASSOCIATION (IDA)	3	
85	09112	INTERNATIONAL FINANCE CORPORATION	3	
86	09113	INTERNATIONAL FUND FOR AGRICULTURAL DEVELOPMENT	3	
87	09114	INTERNATIONAL MONETARY FUND	3	
88	09115	NIGERIA TRUST FUND	3	
89	09116	NORDIC DEVELOPMENT FUND	3	
90	09117	ORGANISATION OF PETROLEUM EXPORTING COUNTRIES	3	
91	09118	UNITED NATIONS DEVELOPMENT PROGRAMME (UNDP)	3	
92	09119	UNITED NATIONS CHILDREN'S FUND (UNICEF)	3	
93	09120	UNITED NATIONS FUND FOR POPULATION ACTIVITIES	3	
94	09121	WORLD BANK TRUST FUND	3	
95	09122	WORLD FOOD PROGRAMME	3	
96	09123	UNITED NATIONS CAPITAL DEVELOPMENT FUND (UNCDF)	3	
97	09124	GLOBAL 2000	3	
98	09125	UNITED NATIONS INDUSTRIAL DEVELOPMENT ORGANISATION (UNIDO)	3	
99	09126	MULTI-DONOR BUDGET SUPPORT	3	
100	092	BILATERAL LOANS/DEBTS	2	
101	09201	BI-LATERAL LOANS	3	
102	093	LOCAL LOANS/DEBTS	2	
103	09301	FEDERAL GOVERNMENT	3	
104	09302	CENTRAL BANK OF NIGERIA (CBN)	3	
105	09303	BOND	3	
106	09304	COMMERCIAL BANK	3	
107	09305	OTHER BANKS	3	
108	10	RETAINED INDEPENDENT REVENUE	1	
109	101	RETAINED INDEPENDENT REVENUE	2	
110	10101	RETAINED INTERNALLY GENERATED REVENUE	3	
111	10102	PTA CONTRIBUTIONS	3	
112	10103	SCHOOL LEVIES	3	
113				

Lookup	Code	Description	Level	Error Check
114				

Lookup	Code	Description	Level	Error Check
1	5	South South	1	
2	503	AKWA IBOM STATE	1	
3	5031	AKWA IBOM NORTH WEST	2	
4	503101	ABAK	3	
5	50310101	ABAK URBAN I	4	
6	50310102	ABAK URBAN II	4	
7	50310103	ABAK URBAN III	4	
8	50310104	ABAK URBAN IV	4	
9	50310105	ABAK URBAN V	4	
10	50310106	AFAHA OBONG I	4	
11	50310107	AFAHA OBONG II	4	
12	50310108	MIDIM I	4	
13	50310109	MIDIM II	4	
14	50310110	OTORO I	4	
15	50310111	OTORO II	4	
16	50310112	OTORO III	4	
17	50310197	LG Wide	4	
18	50310198	Outside LG	4	
19	50310199	Outside State	4	
20	503105	ESSIEN UDIM	3	
21	50310501	ADIASM	4	
22	50310502	AFAHA I	4	
23	50310503	AFAHA II	4	
24	50310504	EKPENYONG I	4	
25	50310505	EKPENYONG II	4	
26	50310506	IKPE ANNANG	4	
27	50310507	ODORO IKOT I	4	
28	50310508	ODORO IKOT II	4	
29	50310509	OKON - ESSIEN UDIM	4	
30	50310510	UKANA EAST I	4	
31	50310511	UKANA EAST II	4	
32	50310512	UKANA WEST I	4	
33	50310513	UKANA WEST II	4	
34	50310597	LG Wide	4	
35	50310598	Outside LG	4	
36	50310599	Outside State	4	
37	503106	ETIM EKPO	3	
38	50310601	ETIM EKPO I	4	
39	50310602	ETIM EKPO II	4	
40	50310603	ETIM EKPO III	4	
41	50310604	ETIM EKPO IV	4	
42	50310605	ETIM EKPO V	4	
43	50310606	ETIM EKPO VI	4	
44	50310607	ETIM EKPO VII	4	
45	50310608	ETIM EKPO VIII	4	
46	50310609	ETIM EKPO IX	4	
47	50310610	ETIM EKPO X	4	
48	50310611	ETIM EKPO XI	4	
49	50310697	LG Wide	4	
50	50310698	Outside LG	4	

Lookup	Code	Description	Level	Error Check
51	50310699	Outside State		4
52	503111	IKA		3
53	50311101	IKA URBAN I		4
54	50311102	IKA URBAN II		4
55	50311103	ACHAN I		4
56	50311104	ACHAN II		4
57	50311105	ACHAN III		4
58	50311106	ITO I		4
59	50311107	ITO II		4
60	50311108	ITO III		4
61	50311109	ODORO I		4
62	50311110	ODORO II		4
63	50311111	ACHAN IV		4
64	50311197	LG Wide		4
65	50311198	Outside LG		4
66	50311199	Outside State		4
67	503112	IKONO		3
68	50311201	IKONO MIDDLE I		4
69	50311202	IKONO MIDDLE II		4
70	50311203	IKONO MIDDLE III		4
71	50311204	IKONO MIDDLE IV		4
72	50311205	IKONO SOUTH I		4
73	50311206	IKONO SOUTH II		4
74	50311207	NKWOT I		4
75	50311208	NKWOT II		4
76	50311209	NDIYA/IKOT IDAHO		4
77	50311210	EDIENE I		4
78	50311211	EDIENE II		4
79	50311212	ITAK		4
80	50311297	LG Wide		4
81	50311298	Outside LG		4
82	50311299	Outside State		4
83	503114	IKOT EKPENE		3
84	50311401	IKOT EKPENE I		4
85	50311402	IKOT EKPENE II		4
86	50311403	IKOT EKPENE III		4
87	50311404	IKOT EKPENE IV		4
88	50311405	IKOT EKPENE V		4
89	50311406	IKOT EKPENE VI		4
90	50311407	IKOT EKPENE VII		4
91	50311408	IKOT EKPENE VIII		4
92	50311409	IKOT EKPENE IX		4
93	50311410	IKOT EKPENE X		4
94	50311411	IKOT EKPENE XI		4
95	50311412	IKOT EKPENE XII		4
96	50311497	LG Wide		4
97	50311498	Outside LG		4
98	50311499	Outside State		4
99	503115	IKPE		3
100	50311501	IKPE I		4
101	50311502	IKPE II		4

Lookup	Code	Description	Level	Error Check
102	50311503	IKPE III		4
103	50311504	ITU MBONUSO		4
104	50311505	INKARI		4
105	50311506	IWERRE		4
106	50311507	IKONO NORTH I		4
107	50311508	IKONO NORTH II		4
108	50311509	IKONO NORTH III		4
109	50311510	ODORO UKWOK		4
110	50311511	USUK UKWOK		4
111	50311597	LG Wide		4
112	50311598	Outside LG		4
113	50311599	Outside State		4
114	503121	OBOT AKARA		3
115	50312101	IKOT ABIA I		4
116	50312102	IKOT ABIA II		4
117	50312103	IKOT ABIA III		4
118	50312104	OBOT AKARA I		4
119	50312105	OBOT AKARA II		4
120	50312106	OBOT AKARA III		4
121	50312107	OBOT AKARA IV		4
122	50312108	NTO EDINO I		4
123	50312109	NTO EDINO II		4
124	50312110	NTO EDINO III		4
125	50312111	NTO EDINO IV		4
126	50312197	LG Wide		4
127	50312198	Outside LG		4
128	50312199	Outside State		4
129	503125	ORUK ANAM		3
130	50312501	IKOT IBRITAM I		4
131	50312502	IKOT IBRITAM II		4
132	50312503	NDOT IKOT OKORO I		4
133	50312504	NDOT IKOT OKORO II		4
134	50312505	NDOT IKOT OKORO III		4
135	50312506	NDOT IKOT OKORO IV		4
136	50312507	NDOT IKOT OKORO V		4
137	50312508	IBESIT		4
138	50312509	EKPARAKWA		4
139	50312510	ABAK MIDIM I		4
140	50312511	ABAK MIDIM II		4
141	50312512	ABAK MIDIM III		4
142	50312513	ABAK MIDIM IV		4
143	50312514	ABAK MIDIM V		4
144	50312515	IBESIT NUNG IKOT I		4
145	50312516	IBESIT NUNG IKOT II		4
146	50312597	LG Wide		4
147	50312598	Outside LG		4
148	50312599	Outside State		4
149	503127	UKANAFUN		3
150	50312701	UKANAFUN URBAN		4
151	50312702	SOUTHERN UKANAFUN I		4
152	50312703	SOUTHERN UKANAFUN II		4

Lookup	Code	Description	Level	Error Check
153	50312704	SOUTHERN UKANAFUN III		4
154	50312705	NORTHERN UKANAFUN I		4
155	50312706	NORTHERN UKANAFUN II		4
156	50312707	NORTHERN UKANAFUN III		4
157	50312708	NORTHERN AFAHA I		4
158	50312709	NORTHERN AFAHA II		4
159	50312710	SOUTHERN AFAHA/ADAT IFANG I		4
160	50312711	SOUTHERN AFAHA/ADAT IFANG II		4
161	50312712	SOUTHERN AFAHA/ADAT IFANG III		4
162	50312713	SOUTHERN AFAHA/ADAT IFANG IV		4
163	50312797	LG Wide		4
164	50312798	Outside LG		4
165	50312799	Outside State		4
166	5032	AKWA IBOM NORTH EAST		2
167	503207	ETINAN		3
168	50320701	ETINAN URBAN I		4
169	50320702	ETINAN URBAN II		4
170	50320703	ETINAN URBAN III		4
171	50320704	ETINAN URBAN IV		4
172	50320705	ETINAN URBAN V		4
173	50320706	SOUTHERN IMAN I		4
174	50320707	SOUTHERN IMAN II		4
175	50320708	SOUTHERN IMAN III		4
176	50320709	SOUTHERN IMAN IV		4
177	50320710	SOUTHERN IMAN V		4
178	50320711	NORTHERN IMAN I		4
179	50320712	NORTHERN IMAN II		4
180	50320797	LG Wide		4
181	50320798	Outside LG		4
182	50320799	Outside State		4
183	503209	IBESIKPO ASUTAN		3
184	50320901	IBESIKPO I		4
185	50320902	IBESIKPO II		4
186	50320903	IBESIKPO III		4
187	50320904	IBESIKPO IV		4
188	50320905	IBESIKPO V		4
189	50320906	IBESIKPO VI		4
190	50320907	ASUTAN I		4
191	50320908	ASUTAN II		4
192	50320909	ASUTAN III		4
193	50320910	ASUTAN IV		4
194	50320911	ASUTAN V		4
195	50320912	ASUTAN VI		4
196	50320997	LG Wide		4
197	50320998	Outside LG		4
198	50320999	Outside State		4
199	503210	IBIONO IBOM		3
200	50321001	IBIONO EASTERN I		4
201	50321002	IBIONO EASTERN II		4
202	50321003	IBIONO EASTERN III		4
203	50321004	IBIONO WESTERN I		4

Lookup	Code	Description	Level	Error Check
204	50321005	IBIONO WESTERN II		4
205	50321006	IBIONO WESTERN III		4
206	50321007	IBIONO SOUTHERN I		4
207	50321008	IBIONO SOUTHERN II		4
208	50321009	IBIONO NORTHERN I		4
209	50321010	IBIONO NORTHERN II		4
210	50321011	IBIONO CENTRAL I		4
211	50321012	IBIONO CENTRAL II		4
212	50321013	IKPANYA		4
213	50321097	LG Wide		4
214	50321098	Outside LG		4
215	50321099	Outside State		4
216	503216	ITU		3
217	50321601	OKU IBOKU I		4
218	50321602	OKU IBOKU II		4
219	50321603	MBIABO/AYADEHE		4
220	50321604	EAST ITAM I		4
221	50321605	EAST ITAM II		4
222	50321606	EAST ITAM III		4
223	50321607	EAST ITAM IV		4
224	50321608	EAST ITAM V		4
225	50321609	WEST ITAM I		4
226	50321610	WEST ITAM II		4
227	50321611	WEST ITAM III		4
228	50321697	LG Wide		4
229	50321698	Outside LG		4
230	50321699	Outside State		4
231	503219	NSIT IBOM		3
232	50321901	ASANG I		4
233	50321902	ASANG II		4
234	50321903	ASANG III		4
235	50321904	ASANG IV		4
236	50321905	ASANG V		4
237	50321906	MBIASO I		4
238	50321907	MBIASO II		4
239	50321908	MBIASO III		4
240	50321909	MBIASO IV		4
241	50321910	MBIASO V		4
242	50321911	MBIASO VI		4
243	50321997	LG Wide		4
244	50321998	Outside LG		4
245	50321999	Outside State		4
246	503220	NSIT UBIUM		3
247	50322001	IBIAKPAN/OBOTIM I		4
248	50322002	IBIAKPAN/OBOTIM II		4
249	50322003	ITRETO		4
250	50322004	NDIYA I		4
251	50322005	NDIYA II		4
252	50322006	UBIUM NORTH I		4
253	50322007	UBIUM NORTH II		4
254	50322008	UBIUM NORTH III		4

Lookup	Code	Description	Level	Error Check
255	50322009	UBIUM SOUTH I		4
256	50322010	UBIUM SOUTH II		4
257	50322011	UBIUM SOUTH III		4
258	50322097	LG Wide		4
259	50322098	Outside LG		4
260	50322099	Outside State		4
261	503228	NSIT ATAI		3
262	50322801	EASTERN NSIT I		4
263	50322802	EASTERN NSIT II		4
264	50322803	EASTERN NSIT III		4
265	50322804	EASTERN NSIT IV		4
266	50322805	EASTERN NSIT V		4
267	50322806	EASTERN NSIT VI		4
268	50322807	EASTERN NSIT VII		4
269	50322808	EASTERN NSIT VIII		4
270	50322809	EASTERN NSIT IX		4
271	50322810	EASTERN NSIT X		4
272	50322897	LG Wide		4
273	50322898	Outside LG		4
274	50322899	Outside State		4
275	503229	URUAN		3
276	50322901	CENTRAL URUAN I		4
277	50322902	CENTRAL URUAN II		4
278	50322903	CENTRAL URUAN III		4
279	50322904	CENTRAL URUAN IV		4
280	50322905	NORTHERN URUAN I		4
281	50322906	NORTHERN URUAN II		4
282	50322907	SOUTHERN URUAN I		4
283	50322908	SOUTHERN URUAN II		4
284	50322909	SOUTHERN URUAN III		4
285	50322910	SOUTHERN URUAN IV		4
286	50322911	SOUTHERN URUAN V		4
287	50322912	SOUTHERN URUAN VI		4
288	50322913	SOUTHERN URUAN VII		4
289	50322997	LG Wide		4
290	50322998	Outside LG		4
291	50322999	Outside State		4
292	503231	UYO		3
293	50323101	UYO URBAN I		4
294	50323102	UYO URBAN II		4
295	50323103	UYO URBAN III		4
296	50323104	ETOI I		4
297	50323105	ETOI II		4
298	50323106	ETOI III		4
299	50323107	OFFOT I		4
300	50323108	OFFOT II		4
301	50323109	OFFOT III		4
302	50323110	IKONO I		4
303	50323111	IKONO II		4
304	50323112	OKU I		4
305	50323113	OKU II		4

Lookup	Code	Description	Level	Error Check
306	50323114	OKU III		4
307	50323197	LG Wide		4
308	50323198	Outside LG		4
309	50323199	Outside State		4
310	5033	AKWA IBOM SOUTH		2
311	503302	EASTERN OBOLO		3
312	50330201	EASTERN OBOLO I		4
313	50330202	EASTERN OBOLO 11		4
314	50330203	EASTERN OBOLO 111		4
315	50330204	EASTERN OBOLO IV		4
316	50330205	EASTERN OBOLO V		4
317	50330206	EASTERN OBOLO VI		4
318	50330207	EASTERN OBOLO VII		4
319	50330208	EASTERN OBOLO VIII		4
320	50330209	EASTERN OBOLO IX		4
321	50330210	EASTERN OBOLO X		4
322	50330297	LG Wide		4
323	50330298	Outside LG		4
324	50330299	Outside State		4
325	503303	EKET		3
326	50330301	EKET URBAN I		4
327	50330302	EKET URBAN II		4
328	50330303	EKET URBAN III		4
329	50330304	EKET URBAN IV		4
330	50330305	EKET CENTRAL I		4
331	50330306	EKET CENTRAL II		4
332	50330307	EKET CENTRAL III		4
333	50330308	EKET CENTRAL IV		4
334	50330309	EKET CENTRAL V		4
335	50330310	EKET CENTRAL VI		4
336	50330312	EKET CENTRAL VII		4
337	50330313	OKON I - EKET		4
338	50330314	OKON II - EKET		4
339	50330315	OKON III - EKET		4
340	50330397	LG Wide		4
341	50330398	Outside LG		4
342	50330399	Outside State		4
343	503304	ESIT EKET		3
344	50330401	EDO I		4
345	50330402	EDO II		4
346	50330403	EDO III		4
347	50330404	EBE EKPI		4
348	50330405	IKPA		4
349	50330406	UQUO		4
350	50330407	EBIGHI OKPONO		4
351	50330408	ETEBI IDUNG ASSAN		4
352	50330409	ETEBE AKWATA		4
353	50330410	AKPAUTONG		4
354	50330411	NTAK INYANG		4
355	50330497	LG Wide		4
356	50330498	Outside LG		4

Lookup	Code	Description	Level	Error Check
357	50330499	Outside State	4	
358	503308	IBENO		3
359	50330801	IBENO I	4	
360	50330802	IBENO II	4	
361	50330803	IBENO III	4	
362	50330804	IBENO IV	4	
363	50330805	IBENO V	4	
364	50330806	IBENO VI	4	
365	50330807	IBENO VII	4	
366	50330808	IBENO VIII	4	
367	50330809	IBENO IX	4	
368	50330810	IBENO X	4	
369	50330897	LG Wide	4	
370	50330898	Outside LG	4	
371	50330899	Outside State	4	
372	503313	IKOT ABASI		3
373	50331301	IKPA IBEKWE I	4	
374	50331302	IKPA IBEKWE II	4	
375	50331303	IKPA IBEKWE III	4	
376	50331304	UKPUM ETE I	4	
377	50331305	UKPUM ETE II	4	
378	50331306	UKPUM OKON	4	
379	50331307	EDEMAYA I	4	
380	50331308	EDEMAYA II	4	
381	50331309	EDEMAYA III	4	
382	50331310	IKPA NUNG ASANG I	4	
383	50331311	IKPA NUNG ASANG II	4	
384	50331312	IKPA NUNG ASANG III	4	
385	50331397	LG Wide	4	
386	50331398	Outside LG	4	
387	50331399	Outside State	4	
388	503317	MBO		3
389	50331701	ENWANG I	4	
390	50331702	ENWANG II	4	
391	50331703	EBUGHU I	4	
392	50331704	EBUGHU II	4	
393	50331705	UDESU	4	
394	50331706	EFFIAT I	4	
395	50331707	EFFIAT II	4	
396	50331708	IBAKA	4	
397	50331709	UDA I	4	
398	50331710	UDA II	4	
399	50331711	UDA III	4	
400	50331797	LG Wide	4	
401	50331798	Outside LG	4	
402	50331799	Outside State	4	
403	503318	MKPAT ENIN		3
404	50331801	UKPUM MINYA I	4	
405	50331802	UKPUM MINYA II	4	
406	50331803	UKPUM MINYA III	4	
407	50331804	UKPUM MINYA IV	4	

Lookup	Code	Description	Level	Error Check
408	50331805	UKPUM MINYA V		4
409	50331806	IKPA IBOM I		4
410	50331807	IKPA IBOM II		4
411	50331808	IKPA IBOM III		4
412	50331809	IKPA IBOM IV		4
413	50331810	IBIAKU I		4
414	50331811	IBIAKU II		4
415	50331812	IBIAKU III		4
416	50331813	IKPA IKONO I		4
417	50331814	IKPA IKONO II		4
418	50331815	IKPA IKONO III		4
419	50331897	LG Wide		4
420	50331898	Outside LG		4
421	50331899	Outside State		4
422	503322	OKOBO		3
423	50332201	OKOPEDI I		4
424	50332202	OKOPEDI II		4
425	50332203	NUNG ATAI/UBE I		4
426	50332204	NUNG ATAI/UBE II		4
427	50332205	NUNG ATAI/UBE III		4
428	50332206	AKAI/MBUKPO/UDUNG		4
429	50332207	EWEME I		4
430	50332208	EWEME II		4
431	50332209	OFFI I		4
432	50332210	OFFI II		4
433	50332211	EKEYA		4
434	50332297	LG Wide		4
435	50332298	Outside LG		4
436	50332299	Outside State		4
437	503323	ONNA		3
438	50332301	AWA I		4
439	50332302	AWA II		4
440	50332303	AWA III		4
441	50332304	AWA IV		4
442	50332305	AWA V		4
443	50332306	AWA VI		4
444	50332307	NUNG NDEM I		4
445	50332308	NUNG NDEM II		4
446	50332309	ONIONG EAST I		4
447	50332310	ONIONG EAST II		4
448	50332311	ONIONG EAST III		4
449	50332312	ONIONG WEST I		4
450	50332313	ONIONG WEST II		4
451	50332314	ONIONG WEST III		4
452	50332315	ONIONG WEST IV		4
453	50332397	LG Wide		4
454	50332398	Outside LG		4
455	50332399	Outside State		4
456	503324	ORON		3
457	50332401	ORON URBAN I		4
458	50332402	ORON URBAN II		4

Lookup	Code	Description	Level	Error Check
459	50332403	ORON URBAN III		4
460	50332404	ORON URBAN IV		4
461	50332405	ORON URBAN V		4
462	50332406	ORON URBAN VI		4
463	50332407	ORON URBAN VII		4
464	50332408	ORON URBAN VIII		4
465	50332409	ORON URBAN IX		4
466	50332410	ORON URBAN X		4
467	50332411	ORON URBAN XI		4
468	50332497	LG Wide		4
469	50332498	Outside LG		4
470	50332499	Outside State		4
471	503326	UDUNG UKO		3
472	50332601	UDUNG UKO I		4
473	50332602	UDUNG UKO II		4
474	50332603	UDUNG UKO III		4
475	50332604	UDUNG UKO IV		4
476	50332605	UDUNG UKO V		4
477	50332606	UDUNG UKO VI		4
478	50332607	UDUNG UKO VII		4
479	50332608	UDUNG UKO VIII		4
480	50332609	UDUNG UKO IX		4
481	50332610	UDUNG UKO X		4
482	50332697	LG Wide		4
483	50332698	Outside LG		4
484	50332699	Outside State		4
485	503330	URUE OFFONG/ORUKO		3
486	50333001	URUE OFFONG I		4
487	50333002	URUE OFFONG II		4
488	50333003	URUE OFFONG III		4
489	50333004	URUE OFFONG IV		4
490	50333005	URUE OFFONG V		4
491	50333006	ORUKO I		4
492	50333007	ORUKO II		4
493	50333008	ORUKO III		4
494	50333009	ORUKO IV		4
495	50333010	ORUKO V		4
496	50333097	LG Wide		4
497	50333098	Outside LG		4
498	50333099	Outside State		4
499	50333099	Outside State		4
500				

Lookup	Code	Description	Level	Error Check
1	1	REVENUE		1
2	11	GOVERNMENT SHARE OF FAAC		2
3	1101	GOVERNMENT SHARE OF FAAC		3
4	110101	LOCAL GOVERNMENT SHARE OF STATUTORY REVENUES		4
5	11010101	STATUTORY ALLOCATION		5
6	110102	LOCAL GOVERNMENT SHARE OF VAT		4
7	11010201	SHARE OF VAT		5
8	110103	LOCAL GOVERNMENT SHARE OF OTHER FAAC REVENUES		4
9	11010301	Electronic Money Transfer Levy (EMTL)		5
10	11010302	Exchange Gain		5
11	11010303	Other FAAC		5
12	11010304	FAAC SPECIAL ALLOCATIONS		5
13	11010305	Excess Crude		5
14	11010306	Ecological Fund		5
15	12	INDEPENDENT REVENUE		2
16	1201	TAX REVENUE		3
17	120101	PERSONAL TAXES		4
18	12010104	Community or Poll Taxes		5
19	120103	OTHER TAXES		4
20	12010301	Cattle Tax (Where Applicable)		5
21	12010303	Arrears of Community/ Poll Tax		5
22	12010304	Development Tax or Levy(Shops)		5
23	12010305	General Rate		5
24	12010306	Arrears of Development Tax or Levy		5
25	12010307	Arrears of Cattle Tax (Where Applicable)		5
26	12010308	Other Special tax e.g. Electricity, Water, Night Guard, Entertainment, etc		5
27	12010309	Arrears of Special Service Tax: Electricity, Sanitation, etc		5
28	12010310	STAMP DUTY		5
29	12010311	POOL BETTING TAX		5
30	12010312	CAPITAL GAIN TAX		5
31	12010313	LIVESTOCK TAX		5
32	12010314	OTHER SERVICE TAXES		5
33	1202	NON-TAX REVENUE		3
34	120201	LICENCES - GENERAL		4
35	12020101	Bicycle License		5
36	12020102	Canoe License		5
37	12020103	Dog License		5
38	12020104	Cart/Truck License		5
39	12020105	Hawker Permit License		5
40	12020106	Liquor License		5
41	12020107	Palm wine Tappers/Selling License		5
42	12020108	Osusu Club License		5
43	12020109	Native Liquor License		5
44	12020110	Bulk Cigarettes License		5
45	12020111	Squatters/Hawkers Permit		5
46	12020112	Toll Gate(Where applicable)		5
47	12020113	Motor Cyclist License		5
48	12020114	Canoe Landing License		5
49	12020115	Eating House License		5
50	12020116	Kiosk License		5
51	12020117	Bakery House License		5
52	12020118	Registration of Meat license		5
53	12020119	Cattle Dealers License		5
54	12020120	Dried Fish/Dried Meat License		5
55	12020121	Cold Room License		5
56	12020122	Butcher License		5

Lookup	Code	Description	Level	Error Check
57	12020123	Auctioneer License		5
58	12020124	Goldsmith & Gold Sellers License		5
59	12020125	Dane Gun License		5
60	12020126	Hunting License		5
61	12020128	Control of Noise Permit		5
62	12020129	Cinematography License		5
63	12020131	Tent at Sea Beach Permit		5
64	12020132	Radio & Television License		5
65	12020133	Road Closure Permit		5
66	12020134	Open Air Preaching Permit(Not applicable)		5
67	12020135	Dislodging of Septic Tank Licence		5
68	12020136	Sand Dredging License		5
69	12020137	Trade License		5
70	12020138	Minor Industry License		5
71	12020139	Petty Trade License		5
72	12020140	Sand, Granite, Iron, Sellers License		5
73	12020141	Sawing License		5
74	12020142	Milling License		5
75	12020143	Ingredient Grinding Mill License		5
76	12020144	Corn Grinding Mill License		5
77	12020145	Brown Sugar Machine License		5
78	12020146	Painting, Spraying and Sign writing Workshop License		5
79	12020147	Photo Studio License		5
80	12020148	Welding Machine License		5
81	12020149	Electronic Radio /TV Workshop License		5
82	12020150	Blacksmith Workshop License		5
83	12020151	Wood making/Carpentry Workshop License		5
84	12020152	Battery Charges License		5
85	12020153	Printing Press License		5
86	12020154	Panel Beater License		5
87	12020155	Vulgarizers License		5
88	12020156	Vehicle Spare parts License		5
89	12020157	Clock/Watch Repairers License		5
90	12020158	Cloth Driers License		5
91	12020159	Motor Mechanic & Car Wash Depo License		5
92	12020160	Building Materials License		5
93	12020161	Surface Tank Kerosene License		5
94	12020162	Photostat/Typing/Computer Institute License		5
95	12020163	Block making Machines License		5
96	12020164	Sewing Institute License		5
97	12020165	Hair Dressing/Barbing Salon License		5
98	12020166	Advertisement Rate License (Sign Post)		5
99	12020167	Approval of Building Plan License		5
100	12020168	Registration of Laundries		5
101	12020169	Mortuary House & Cemetery Fees		5
102	12020170	Vehicle Radio Permit		5
103	120204	FEES- GENERAL		4
104	12020401	Survey Fees		5
105	12020402	Slaughter/Abattoir Fees		5
106	12020403	Marriage Registration Fees		5
107	12020404	Naming of Streets Registration Fees		5
108	12020405	Night Soil Disposal/ Deposit Fees(Not applicable)		5
109	12020406	Registration of Septic Tank/Equipment Dislodging Fees		5
110	12020407	Registration of Effluent Disposal Fees		5
111	12020408	Burial Fees		5
112	12020409	Vault Fees		5
113	12020410	Dispensary & Maternity Fees		5

Lookup	Code	Description	Level	Error Check
114	12020411	Laboratory Test Fees	5	
115	12020412	Pest Control & Disinfectant Fees	5	
116	12020413	Birth & Death Registration Fees(Not applicable)	5	
117	12020414	Patent Medicine Store Fees	5	
118	12020415	General Contractor Registration Fees	5	
119	12020416	Tenders Fees	5	
120	12020417	Forestry & Fuel Exploitation Fees	5	
121	12020418	Failing of Trees Fees	5	
122	12020419	Produce Buying/Haulage Fees	5	
123	12020420	Rice/Cassava Mill	5	
124	12020421	Dry Cleaners Fees	5	
125	12020422	Private borehole Operating fees	5	
126	12020423	Haulage Fees	5	
127	12020424	Motor Park Fees(As applicable)	5	
128	12020425	Market Fees(As applicable)	5	
129	12020426	Workshop Fees	5	
130	12020427	Mortgage Sub -lease Approval Fees	5	
131	12020428	Customary Right of occupancy fees	5	
132	12020430	Recovery of Loss & Overpayment(As applicable)	5	
133	12020431	Payment in lieu of Resignation Notice(As applicable)	5	
134	12020432	Age Declaration/Affidavit	5	
135	12020433	Certificate of Origin/Affidavit	5	
136	12020434	Registration of Cultural Organization	5	
137	12020435	Towing of Vehicle Fees	5	
138	12020436	Other Registration not Specified above(As applicable)	5	
139	12020437	Entertainment, Drumming & Temporary Booth Fees	5	
140	12020438	Mobile Sales Promotion Fees	5	
141	12020439	Commercial Motor Vehicle/Motor Cycle/Tricycle Stickers Fees	5	
142	120205	FINES - GENERAL	4	
143	12020501	Towing of Vehicle Fines	5	
144	12020502	Fines on Overdue/Lost of library Books	5	
145	12020503	Towing of Vehicle Fee	5	
146	12020504	Impounding of Stray Animal Fine	5	
147	12020505	Penalty on Tenement Rate	5	
148	120206	SALES - GENERAL	4	
149	12020601	Sales of Stores(As applicable)	5	
150	12020602	Sales of Unserviceable Stores(Refer to scrap value/auctioneer)	5	
151	12020603	Sales of Agricultural Produce(As applicable)	5	
152	120207	EARNINGS -GENERAL	4	
153	12020701	Hire Charges Vehicles/Plants(Refer to footnotes)	5	
154	12020702	Earning from Environmental Sanitation Activities	5	
155	12020703	Commission on Transfer Plot	5	
156	120208	RENT ON GOVERNMENT BUILDINGS - GENERAL	4	
157	12020804	Rent on Canteen/Conference Halls	5	
158	12020805	Ticket Desk / Check in Counter	5	
159	12020806	Rent on Government Shops	5	
160	12020807	Rent of Industrial Estates	5	
161	12020810	Rent on Government Room	5	
162	12020811	Rent on School	5	
163	12020812	Hiring of ICT Centre	5	
164	12020813	Tenement Rate (from Telecom Network, Airtel, MTN, etc) per annum	5	
165	12020814	Arrears of Tenement Rate(As applicable)	5	
166	120209	RENT ON LAND & OTHERS - GENERAL	4	
167	12020901	Rent on State Lands (Residential)	5	
168	12020905	Lease of Swamp Land to Rice Farm	5	
169	12020906	Rent on Government Building / other Premises	5	
170	12020908	Rent of MOW Filling Stations	5	

Lookup	Code	Description	Level	Error Check
171	12020910	Rent on Used of State Water Ways	5	
172	12020913	Land Rent Temporary Right of Occupancy	5	
173	12020914	Premium on Lands	5	
174	12020915	Ground Rent (Royalty from Construction Company)	5	
175	12020916	Arrears of Ground Rent(As applicable)	5	
176	12020917	Federal Govt. Grant in lieu of Tenement Rates	5	
177	12020918	State Govt. Grant in lieu of Tenement Rates	5	
178	12020919	Rent of Plot for Farming Activities	5	
179	120211	INVESTMENT INCOME	4	
180	12021101	Interest on Deposits/Dividends (Receivable)	5	
181	120212	INTEREST EARNED	4	
182	12021201	Interest on Motorcycle & Bicycles Advance /Receivables	5	
183	12021202	Interest on Loans to other Local Governments (Receivable)	5	
184	12021203	Interest on Loans to SMES, Parastatals, and Limited Liability Companies (Receivable)	5	
185	12021204	Interest on Staff Housing & other Loans (Receivable)	5	
186	12021205	Interest on Farmers Loan (Receivable)	5	
187	12021206	Unclaimed Deposits(As applicable)	5	
188	120213	RE-IMBURSEMENT GENERAL	4	
189	12021303	Special Allocation / Reimburse (non-FAAC)	5	
190	12021304	LG Share of State IGR	5	
191	13	AID AND GRANTS	2	
192	1301	AID	3	
193	130101	DOMESTIC AIDS	4	
194	13010101	CURRENT DOMESTIC AIDS	5	
195	13010102	CAPITAL DOMESTIC AIDS	5	
196	130102	FOREIGN AIDS	4	
197	13010201	CURRENT FOREIGN AIDS	5	
198	13010202	CAPITAL FOREIGN AIDS	5	
199	1302	GRANTS	3	
200	130201	DOMESTIC GRANTS	4	
201	13020101	CURRENT GRANTS FROM FGN	5	
202	13020102	CAPITAL GRANTS FROM FGN	5	
203	13020103	CURRENT GRANTS FROM LGAS	5	
204	13020104	CAPITAL GRANTS FROM LGAS	5	
205	13020105	CURRENT GRANTS FROM OTHER SOURCES	5	
206	13020106	CAPITAL GRANTS FROM OTHER SOURCES	5	
207	130202	FOREIGN GRANTS	4	
208	13020201	CURRENT FOREIGN GRANTS	5	
209	13020202	CAPITAL FOREIGN GRANTS	5	
210	14	CAPITAL DEVELOPMENT FUND (CDF) RECEIPTS	2	
211	1401	TRANSFER FROM CONSOLIDATED REVENUE FUND TO CDF	3	
212	140101	TRANSFER FROM CRF TO CDF GENERAL	4	
213	1402	OTHER CAPITAL RECEIPTS	3	
214	140201	OTHER CAPITAL RECEIPTS	4	
215	14020101	OTHER CAPITAL RECEIPTS TO CDF	5	
216	14020102	SALE OF FIXED ASSETS	5	
217	1403	LOANS/ BORROWINGS RECEIPT	3	
218	140301	DOMESTIC LOANS/ BORROWINGS RECEIPT	4	
219	14030101	DOMESTIC LOANS/ BORROWINGS FROM FINANCIAL INSTITUTIONS	5	
220	14030102	DOMESTIC LOANS/ BORROWINGS FROM GOVERNMENT ENTITIES	5	
221	14030103	DOMESTIC LOANS/ BORROWINGS FROM OTHER CAPITAL MARKET	5	
222	14030104	DOMESTIC LOANS/ BORROWINGS FROM OTHER ENTITIES/ ORGANISATIONS	5	
223	140302	INTERNATIONAL LOANS/ BORROWINGS RECEIPT	4	
224	14030201	INTERNATIONAL LOANS/ BORROWINGS FROM FINANCIAL INSTITUTIONS	5	
225	14030202	INTERNATIONAL LOANS/ BORROWINGS FROM GOVERNMENT ENTITIES	5	
226	14030203	INTERNATIONAL LOANS/ BORROWINGS FROM CAPITAL MARKET	5	
227	14030204	INTERNATIONAL LOANS/ BORROWINGS FROM OTHER ENTITIES/ ORGANISATIONS	5	

Lookup	Code	Description	Level	Error Check
228	1404	DEBT FORGIVENESS		3
229	140401	FOREIGN DEBT FORGIVENESS		4
230	14040101	FOREIGN DEBT FORGIVENESS		5
231	140402	DOMESTIC DEBT FORGIVENESS		4
232	14040201	DOMESTIC DEBT FORGIVENESS		5
233	1405	GAIN ON DISPOSAL OF ASSET		3
234	140501	GAIN ON DISPOSAL OF ASSET - PPE		4
235	14050101	GAIN ON DISPOSAL OF ASSET - PPE		5
236	140502	GAIN ON DISPOSAL OF ASSET - INVESTMENT PROPERTY		4
237	14050201	GAIN ON DISPOSAL OF ASSET - INVESTMENT PROPERTY		5
238	140503	GAIN ON DISPOSAL OF ASSET - INTANGIBLE		4
239	14050301	GAIN ON DISPOSAL OF ASSET -INTANGIBLE		5
240	1406	MINORITY INTEREST SHARE OF SURPLUS		3
241	140601	MINORITY INTEREST SHARE OF SURPLUS		4
242	14060101	MINORITY INTEREST SHARE OF SURPLUS		5
243	1407	EXTRAORDINARY ITEMS		3
244	140701	EXTRAORDINARY ITEMS		4
245	14070101	EXTRAORDINARY ITEMS		5
246	14070102	UNSPECIFIED CAPTIAL REVENUE		5
247	1408	GAIN ON SWAPPED ASSETS		3
248	140801	GAIN ON SWAPPED ASSETS - PPE		4
249	14080101	GAIN ON SWAPPED ASSETS - PPE		5
250	140802	GAIN ON SWAPPED ASSETS - INVESTMENT PROPERTY		4
251	14080201	GAIN ON SWAPPED ASSETS - INVESTMENT PROPERTY		5
252	140803	GAIN ON SWAPPED ASSETS - INTANGIBLE		4
253	14080301	GAIN ON SWAPPED ASSETS - INTANGIBLE		5
254	140804	GAIN ON SWAPPED ASSETS - INVENTORY		4
255	14080401	GAIN ON SWAPPED ASSETS - INVENTORY		5
256	1409	GAIN ON SWAPPED SERVICES		3
257	140901	GAIN ON SWAPPED SERVICES		4
258	14090101	GAIN ON SWAPPED SERVICES RENDERED		5
259	1410	GAIN ON FOREIGN EXCHANGE		3
260	141001	GAIN ON FOREIGN EXCHANGE		4
261	14100101	GAIN ON FOREIGN EXCHANGE		5
262				
263				
264				
265				
266				
267				
268				
269				